



# SIXTEENTH JUDICIAL CIRCUIT OF MISSOURI

**2023 ANNUAL  
STATISTICAL  
REPORT**

## Table of Contents

Divisions .....	3
Court Organization Chart.....	4
Court Administrator’s Introduction .....	5
Court Performance Measures.....	7
Civil Records Department.....	10
Domestic Filings .....	16
Criminal Records Department .....	19
Felonies, Misdemeanors, Search Warrants.....	20
Traffic, Ordinance, Municipal Appeals, & Drug Court.....	24
Probate Records .....	27
Civil Process .....	30
Jury.....	33
Court Information Technology .....	35
Family Court .....	40

# **The Sixteenth Judicial Circuit of Missouri — Jackson County**

**Presiding Judge** Jalilah Otto (2023-2025)

## **CIRCUIT JUDGES**

**Division 1** Sarah A. Castle

**Division 2** Kenneth R. Garrett III

**Division 3** Jerri J. Zhang

**Division 4** Justine E. Del Muro

**Division 5** James F. Kanatzar

**Division 6** J. Dale Youngs

**Division 7** S. Margene Burnett

**Division 8** Bryan E. Round

**Division 9** Joel P. Fahnestock

**Division 10** Patrick W. Campbell

**Division 11** Adam L. Caine

**Division 12** Jennifer M. Phillips

**Division 13** Charles H. McKenzie

**Division 14** John M. Torrence

**Division 15** Jalilah Otto

**Division 16** Marco Roldan

**Division 17** Cory L. Atkins

**Division 18** Kevin D. Harrel

**Division 19** Mark A. Styles, Jr.

## **ASSOCIATE CIRCUIT JUDGES**

**Division 25** Jessica Agnelly

**Division 26** R. Travis Willingham

**Division 27** Kea S. Bird-Riley

**Division 28** Jeffrey C. Keal

**Division 29** Janette K. Rodecap

**Division 30** Twila K. Rigby

**Division 31** Mary F. Weir

**Division 32** Kyndra J. Stockdale

**Division 33** Jeffrey Bushur

**Division 34** Susan E. Long

## **COMMISSIONERS**

**Division 19** Amy B. DeGraeve

**Division 19** Brian A. Tillema

**Division 40** William R. Jackson III

**Division 41** Katie Rooney

**Division 42** Sherrill L. Rosen

**Division 43** Lisa M. Dubé

**Division 44** Nancy Alemifar

**Division 50** Tiffany D. Gregg

**Court Administrator**

**Deputy Court Admin./Family Court Services**

**Deputy Court Admin./Jury Supervisor**

Beverly A. Newman

Theresa Byrd

Tracy L. Smedley



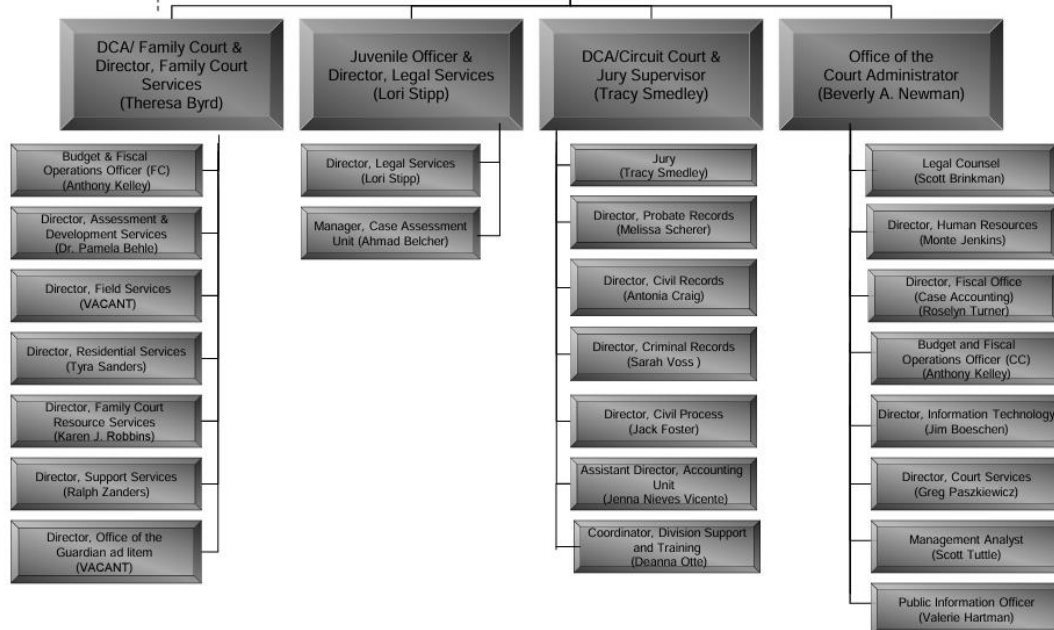
Court en banc

Presiding Judge  
(Jalilah Otto)

Family Court  
Administrative Judge  
(Jennifer M. Phillips)

Court Administrator  
(Beverly A. Newman)

# 16<sup>th</sup> Judicial Circuit of Missouri – Jackson County Court Administration



## Court Administrator's Introduction

As we look back on 2023, staff in the Sixteenth Judicial Circuit of Missouri have demonstrated resilience and innovation in adapting to the changing demands of the times. This year was marked by significant challenges and milestones that shaped our operations and community.

The Honorable Judge Jalilah Otto began her term as Presiding Judge at the start of 2023. The court welcomed new judges and commissioners, including the Honorable Marty Wayne Seaton, Judge in Division 10, the Honorable Lauren Barret, Judge in Division 30, the Honorable Daniel Berezoski, Commissioner in Division 40, and the Honorable Michelle Dixon, Commissioner in Division 45. We also said goodbye to retiring judges and commissioners – the Honorable Marco Roldan, the Honorable Patrick Campbell, the Honorable William Jackson, and the Honorable Twila Rigby. Judge Agnelly moved from Division 25 to Division 16, continuing her dedicated service in a new capacity.

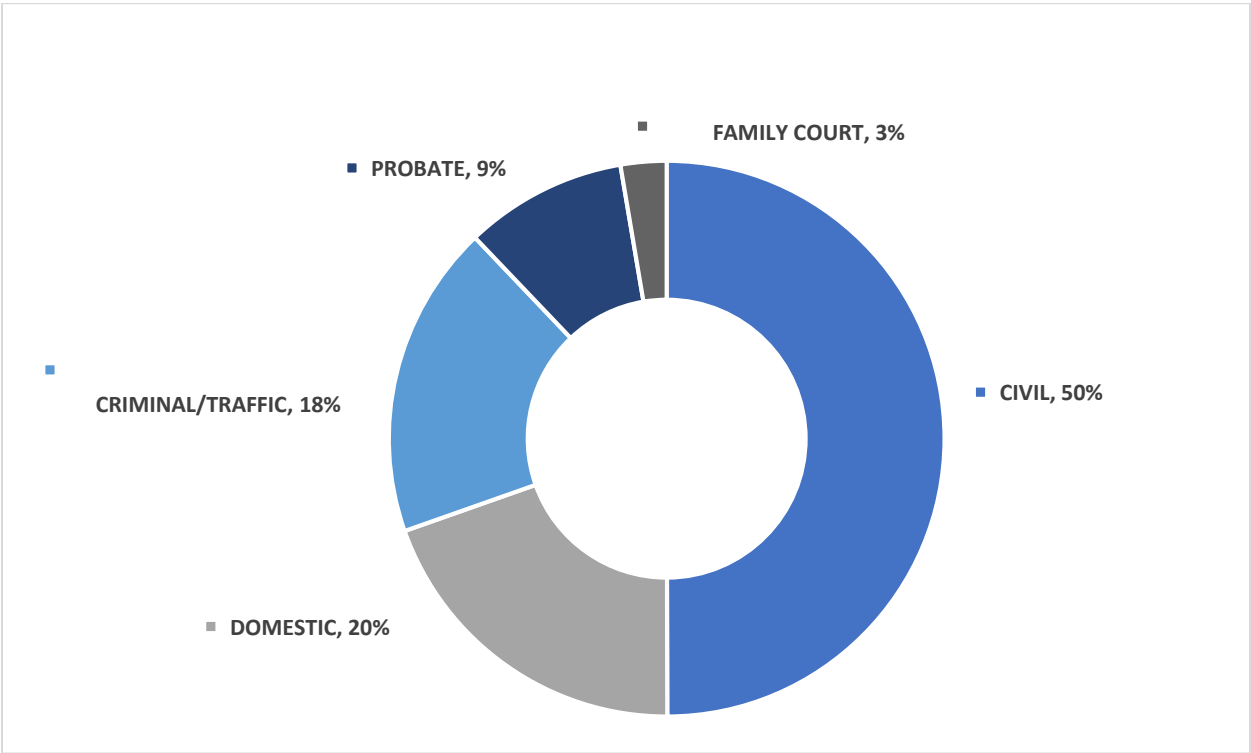
This year also demanded a significant focus on legislative changes. Following the constitutional amendment passed by Missouri voters in the fall of 2022, Criminal Records department staff undertook the task of expunging eligible marijuana cases. Our team diligently reviewed records from 1989 through 2022 and met the deadlines of June 8 for misdemeanor cases and December 8 for felony cases, working overtime to ensure compliance while maintaining a regular caseload.

Technological advancements have been a pivotal part of our strategy to enhance court operations and accessibility this year. Such feats have included expanding our use of Show Me Courts, Missouri's unified case management system. This platform supports everything from electronic filing to public case access, significantly improving our ability to manage caseloads effectively and transparently.

As we move forward, I am deeply grateful for the unwavering dedication of our staff, the guidance of our judiciary, and the enduring support of the Jackson County community. Together, we are laying a solid foundation for future advancements and continued service excellence. Thank you for your trust and collaboration as we strive to deliver justice efficiently and equitably.

Beverly A. Newman  
Court Administrator

**Graph 1. Court Wide Case Filings in 2023<sup>1</sup>**



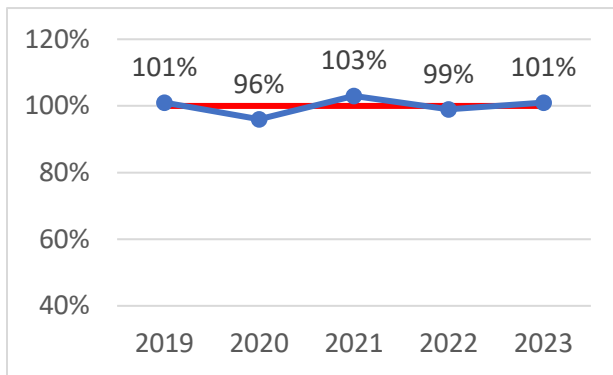
<sup>1</sup> The Criminal/Traffic category includes associate and circuit felony and misdemeanor filings as well as traffic cases, municipal ordinances, and municipal appeals.

## Court Performance Measures

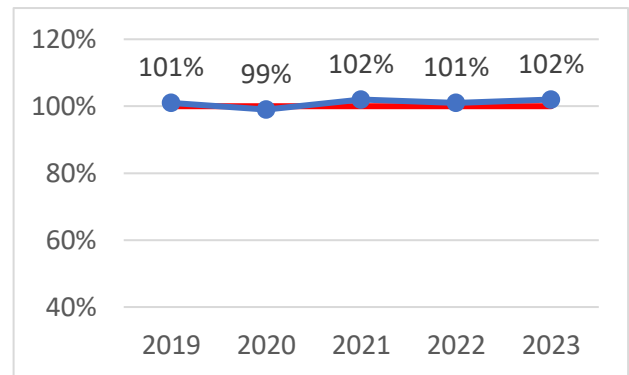
The charts below show clearance rates, or the ratio of outgoing cases to incoming cases in each calendar year. Clearance rates determine if the Court is keeping up with its caseload. The benchmark is to clear 100% or higher, which would indicate disposing of at least as many cases as have been filed in a given period.

**Graph 2-6.  
Clearance Rates**

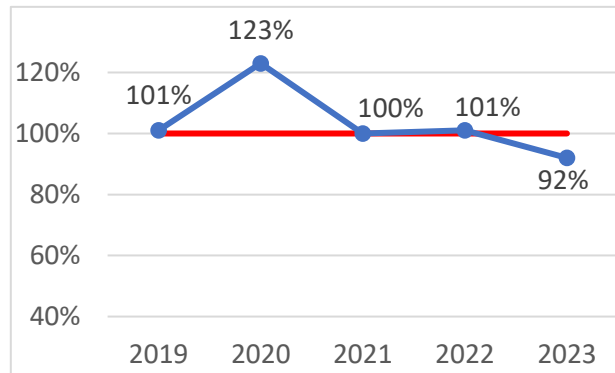
**Circuit Civil Cases**



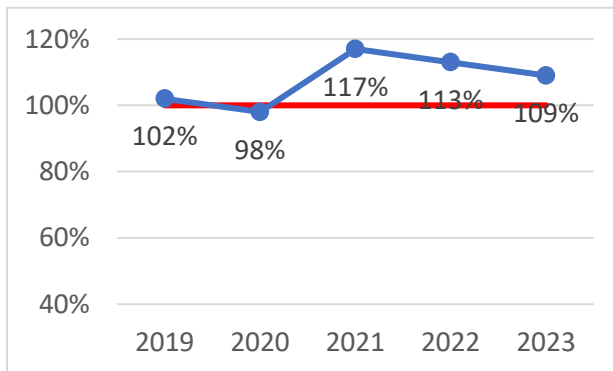
**Domestic Relations Cases**



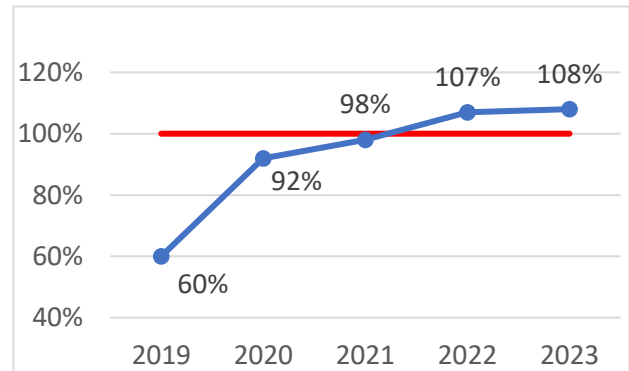
**Circuit Criminal Cases**



**Associate Civil**



**Associate Criminal Cases**

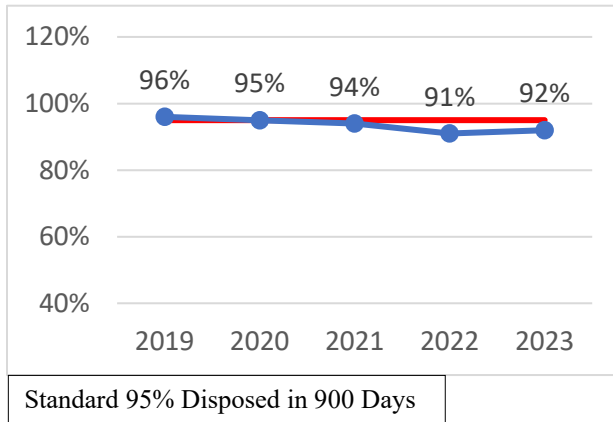


## Time to Disposition

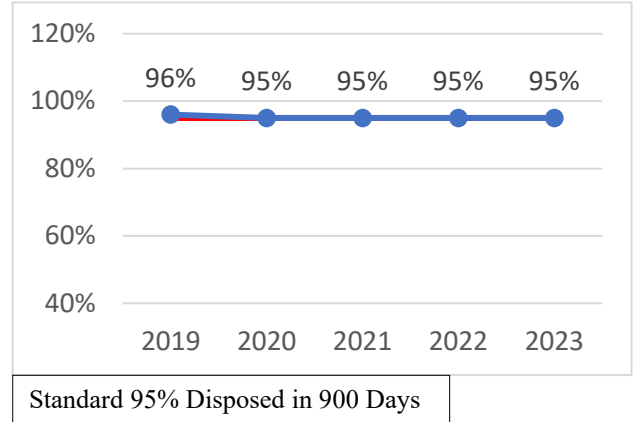
The charts below show the percentage of cases meeting time standards, or the time period in which 95% of filings should be disposed. Time standards for each department are based on National Center for State Courts (NCSC) guidelines for timely case processing across case types.

**Graph 7-11.**  
**Time to Disposition**

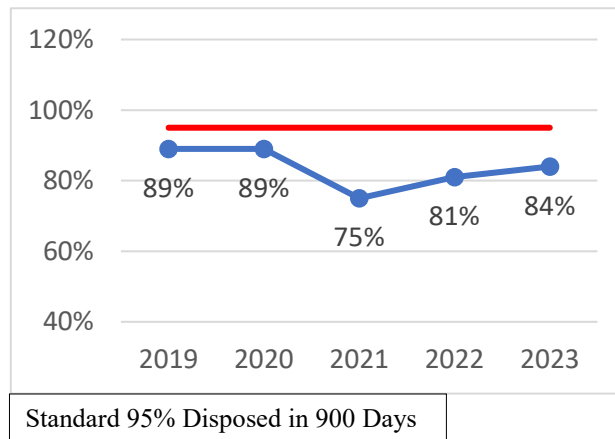
### Circuit Civil Cases



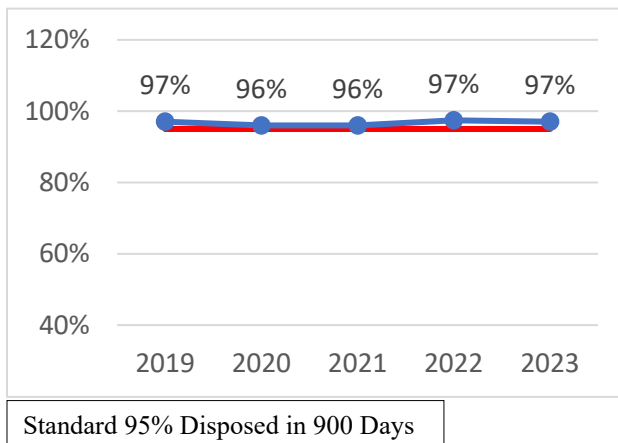
### Domestic Relations Cases



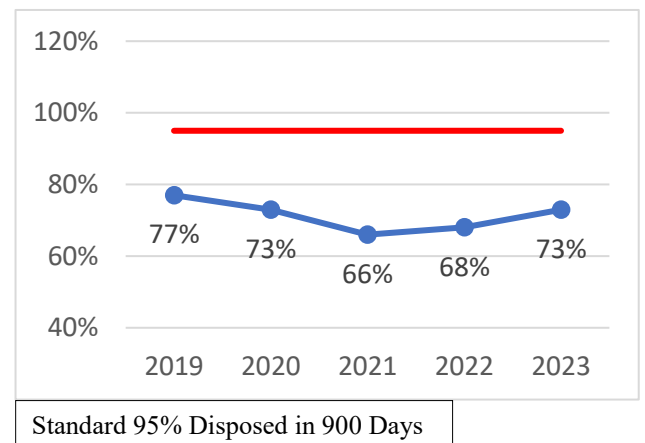
### Circuit Criminal Cases



### Associate Civil



### Associate Criminal Cases



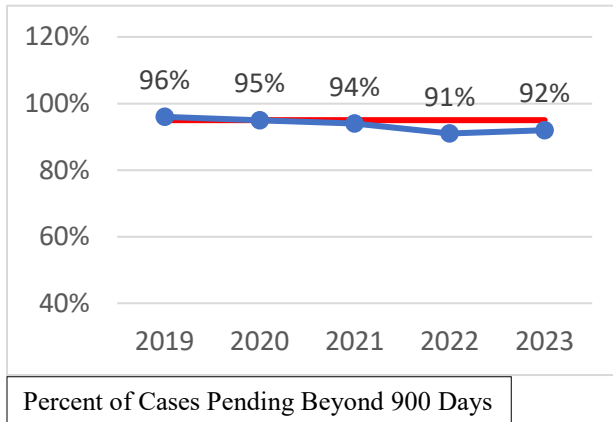


## Pending Cases

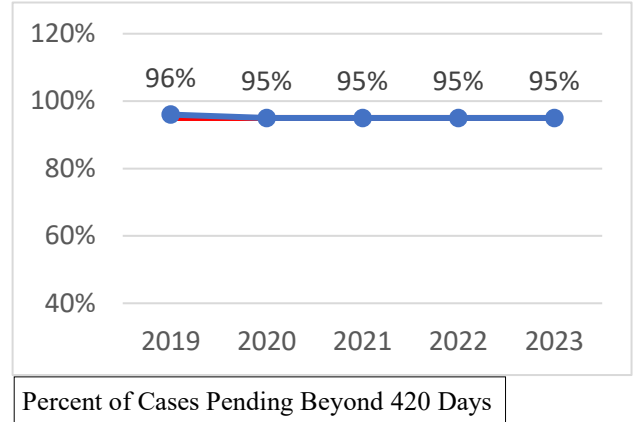
Age of Pending Caseloads uses the same time standards as time to disposition. The charts below show the percentages of pending cases aged beyond the 95% time standard. The statistics shown are for caseloads on December 31 of each respective year.

**Graph 12-16.**  
**Age of Pending Caseloads**

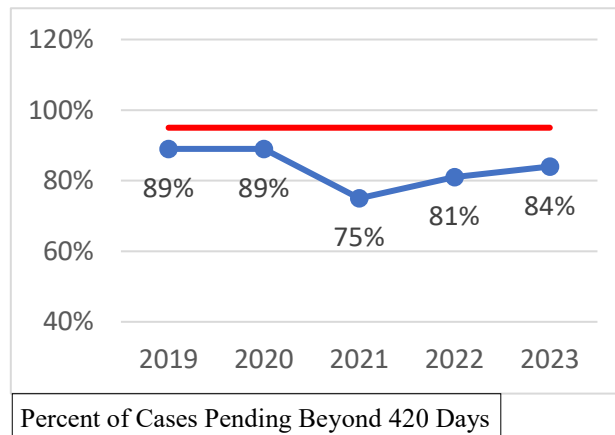
### Circuit Civil Cases



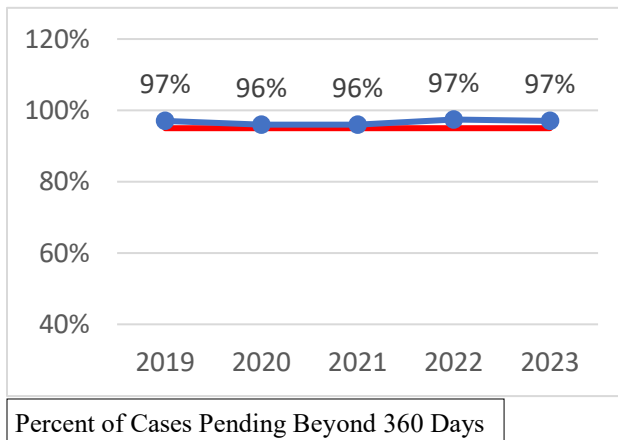
### Domestic Relations Cases



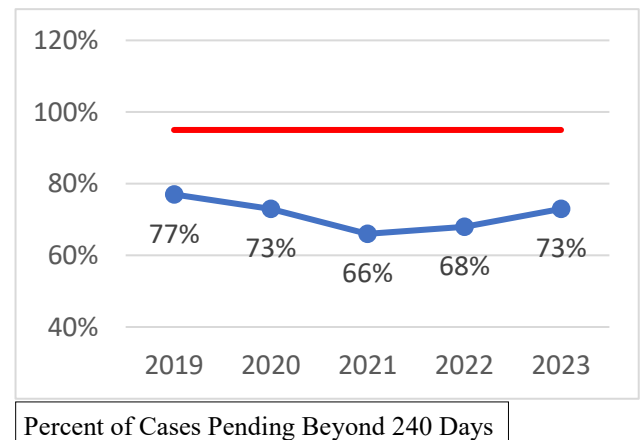
### Circuit Criminal Cases



### Associate Civil



### Associate Criminal Cases



## Civil Records Department

The Civil Records Department is responsible for receiving, processing, and maintaining all records pertaining to Civil, Domestic, and Small Claims cases adjudicated by Circuit and Associate Circuit Judges. The department handles services to individuals seeking Protection Orders for Adult/Child Abuse and Stalking cases. Civil Records offers an array of services, including providing copies of court records, access to court-approved forms, clarifications on commonly used legal terms, and general guidance on court procedures.

With offices situated at the downtown courthouse and in Independence, Civil Records is one of the largest records departments not only within the Court but also across the State of Missouri.

Additionally, the department assists in coordinating hearings and offers guidance on accessing docket information, statutes, court rules, and local regulations. Through these multifaceted functions, the Civil Records Department fulfills its mandate as a central repository of judicial records and a vital resource for individuals navigating the complexities of the legal system within the Sixteenth Judicial Circuit of Missouri.

**Table 1. Circuit Civil Filings**

	<b>2019</b>	<b>2020</b>	<b>2021</b>	<b>2022</b>	<b>2023</b>	<b>% change (2022-2023)</b>
Filings	3,737	3,500	3,409	3,465	4,125	+19%
Dispositions	3,740	3,292	3,515	3,431	4,179	+22%
Jury Trials	36	9	22	41	38	-7%
Court Trials	427	281	380	270	327	+21%
Pending 12/31	3,016	3,264	3,191	3,298	3,359	+2%

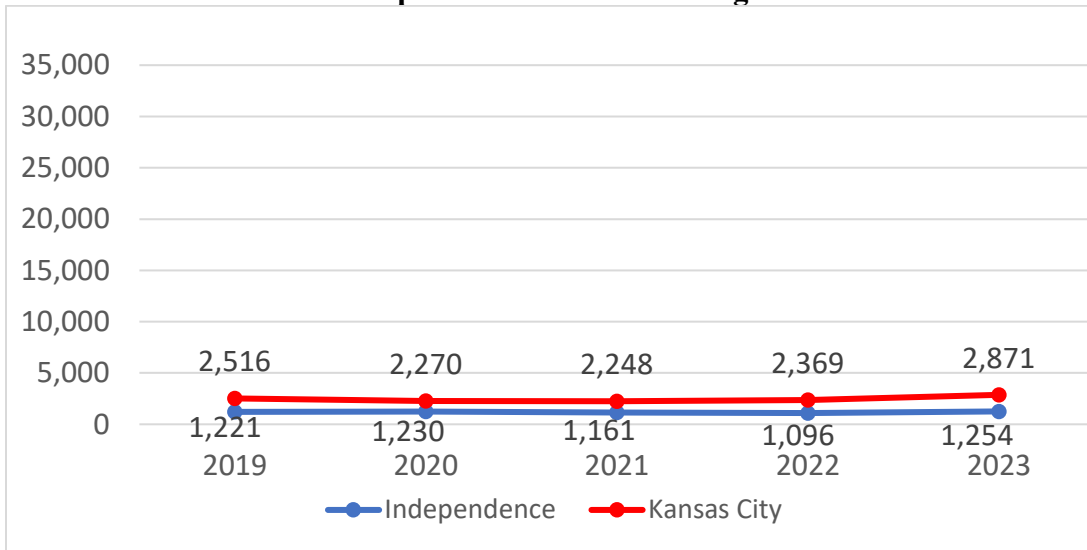
**Table 2. Associate Circuit Civil Filings**

	<b>2019</b>	<b>2020</b>	<b>2021</b>	<b>2022</b>	<b>2023</b>	<b>% change (2022-2023)</b>
Filings	30,703	23,204	25,167	25,786	30,144	+17%
Dispositions	30,922	24,593	25,105	25,979	27,893	+7%
Jury Trials	1	1	0	0	1	— <sup>2</sup>
Court Trials	1,071	961	1,009	774	870	+12%
Pending 12/31	9,385	7,991	7,977	8,024	10,545	+31%

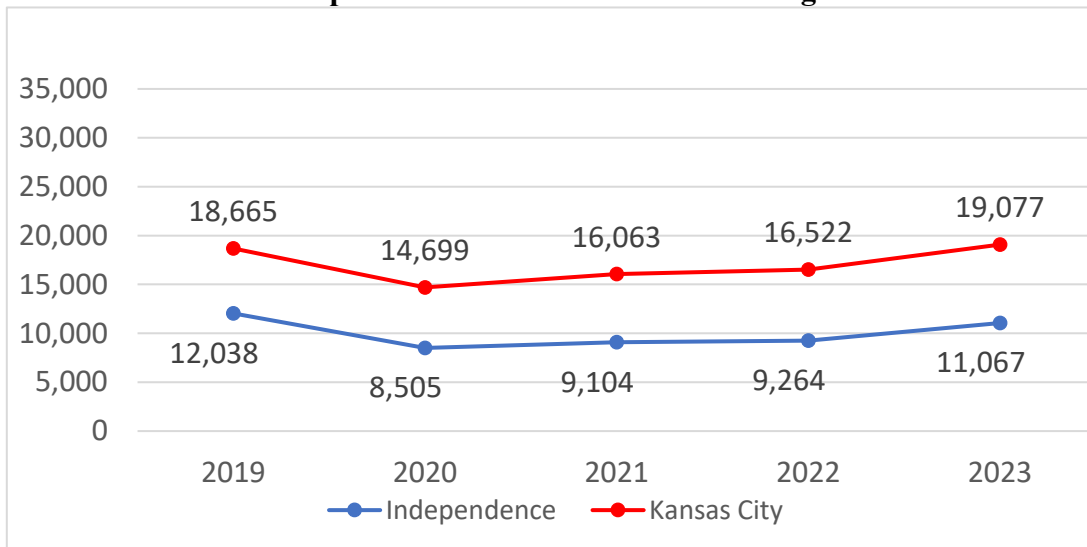
---

<sup>2</sup> Percent change was not calculated throughout this report for data with fewer than ten cases as small changes at this level become distorted and less meaningful.

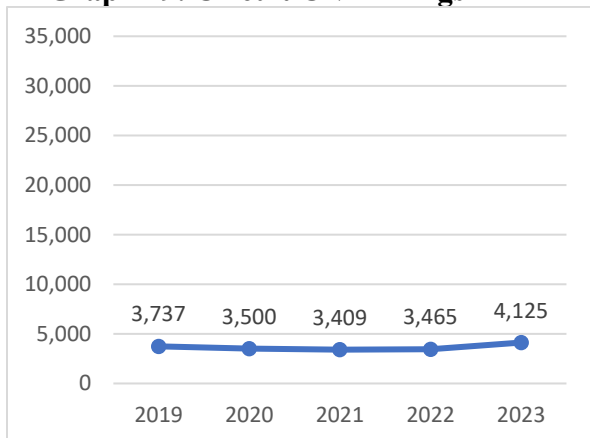
**Graph 17. Circuit Civil Filings**



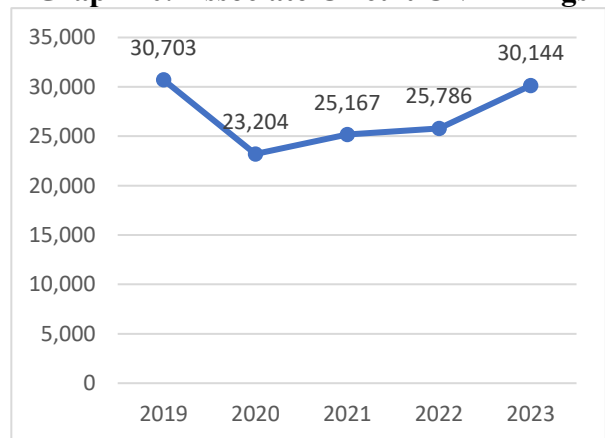
**Graph 18. Associate Circuit Civil Filings**



**Graph 19. Circuit Civil Filings**



**Graph 20. Associate Circuit Civil Filings**



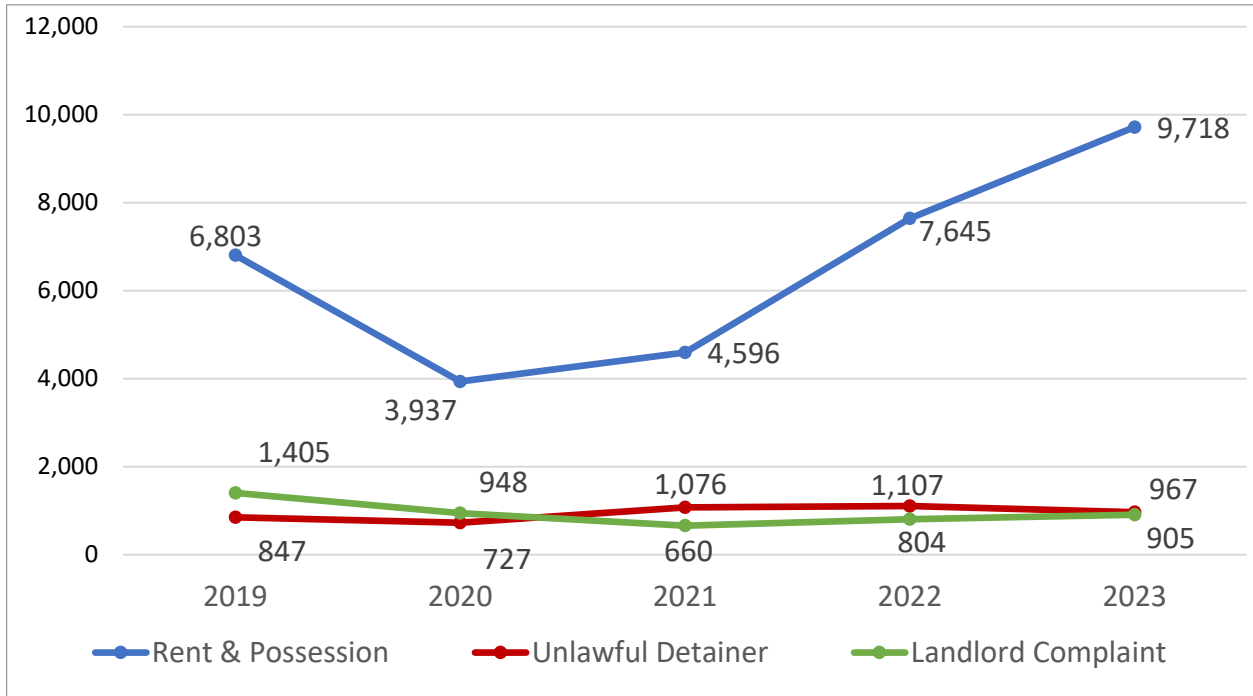
**Table 3. Circuit Civil Filings by Case Type**

<b>Nature of Action</b>	<b>2019</b>	<b>2020</b>	<b>2021</b>	<b>2022</b>	<b>2023</b>	<b>% 2023</b>
Pers Injury-Vehicular	729	655	672	655	701	17.0%
Breach of Contract	346	332	362	375	402	9.7%
Registration of Foreign Judgment	72	82	54	125	395	9.6%
Personal Injury-Other	320	332	301	311	329	8.0%
Other Tort	249	292	239	222	242	5.9%
Employment Discrimination	228	209	193	156	211	5.1%
Other Miscellaneous Actions	247	254	239	196	189	4.6%
Quiet Title	127	115	152	144	139	3.4%
Wrongful Death	122	118	107	116	139	3.4%
Contract-Other	103	105	115	97	131	3.2%
Other Real Estate Actions	143	138	125	124	123	3.0%
Refusal of Breathalyzer	70	71	85	96	89	2.2%
Personal Injury-Malpractice	93	83	73	71	86	2.1%
Expungement of Criminal Records	56	56	65	97	83	2.0%
Declaratory Judgment	69	69	61	85	63	1.5%
Foreclosure	10	26	11	36	60	1.5%
Out of State Witness	11	6	8	42	58	1.4%
Small Claims Trial de Novo	36	29	53	38	57	1.4%
Motion Rules 29.15 or 24.035	92	46	47	52	55	1.3%
Suit on Account	43	51	53	48	54	1.3%
Specific Performance	2	10	40	33	47	1.1%
Driver License Revoked	43	42	46	28	38	0.9%
Other Filings	526	379	308	318	434	10.5%
	<b>3,737</b>	<b>3,500</b>	<b>3,409</b>	<b>3,465</b>	<b>4,125</b>	<b>100.0%</b>

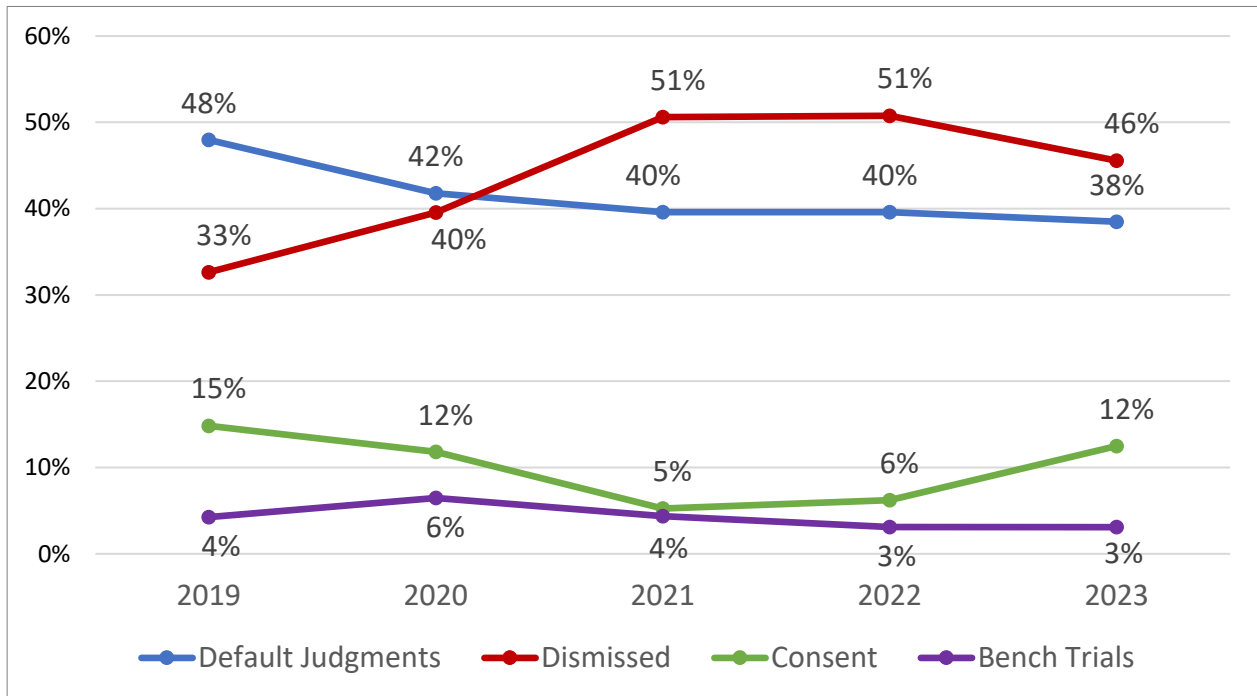
**Table 4. Associate Circuit Civil Filings by Case Type**

<b>Nature of Action</b>	<b>2019</b>	<b>2020</b>	<b>2021</b>	<b>2022</b>	<b>2023</b>	<b>% 2023</b>
Rent and Possession	6,804	3,929	4,589	7,633	9,702	29.5%
Suit on Account	8,564	5,923	6,753	6,238	7,882	24.2%
Breach of Contract	5,844	4,525	5,488	4,679	5,098	18.1%
Miscellaneous-Other	102	105	114	148	2,556	8.1%
Small Claims over \$100	921	731	803	822	1,003	4.3%
Unlawful Detainer	846	722	1,073	1103	957	3.1%
Landlord Complaint	1406	945	657	803	903	3.1%
Contract-Other	1,137	855	886	552	804	2.1%
Refusal of Breathalyzer	353	284	294	388	415	1.5%
Property Damage	477	242	305	299	246	1.2%
Promissory Note	372	275	300	299	181	1.2%
Other Tort	178	174	184	147	138	1.2%
Declaratory Judgment	73	50	46	43	51	0.6%
SATOP Assignment Review	29	31	43	45	48	0.6%
TDN of DOR Decision	43	39	26	28	36	0.2%
Registration of Foreign Judgment	542	623	771	309	25	0.2%
Replevin	29	20	19	28	24	0.2%
Personal Injury-Vehicular	39	30	30	10	15	0.0%
Other Actions	2,944	3,701	2,786	2,212	60	0.2%
	<b>30,703</b>	<b>23,204</b>	<b>25,167</b>	<b>25,786</b>	<b>30,144</b>	<b>100.0%</b>

**Graph 21. Filings in Rent & Possession, Unlawful Detainer, and Landlord Complaint**



**Graph 22. Dispositions in Rent & Possession, Unlawful Detainer, and Landlord Complaint**



## Domestic Filings

The Civil Records Department processes documents in domestic relations cases such as child custody, paternity, and marriage dissolutions but can also involve violent cases such as domestic abuse or stalking. In 2023, non-violent domestic relations filings decreased, largely due to a decrease in marriage dissolutions, and domestic violence filings increased.

**Table 5. Domestic Relations Filings**

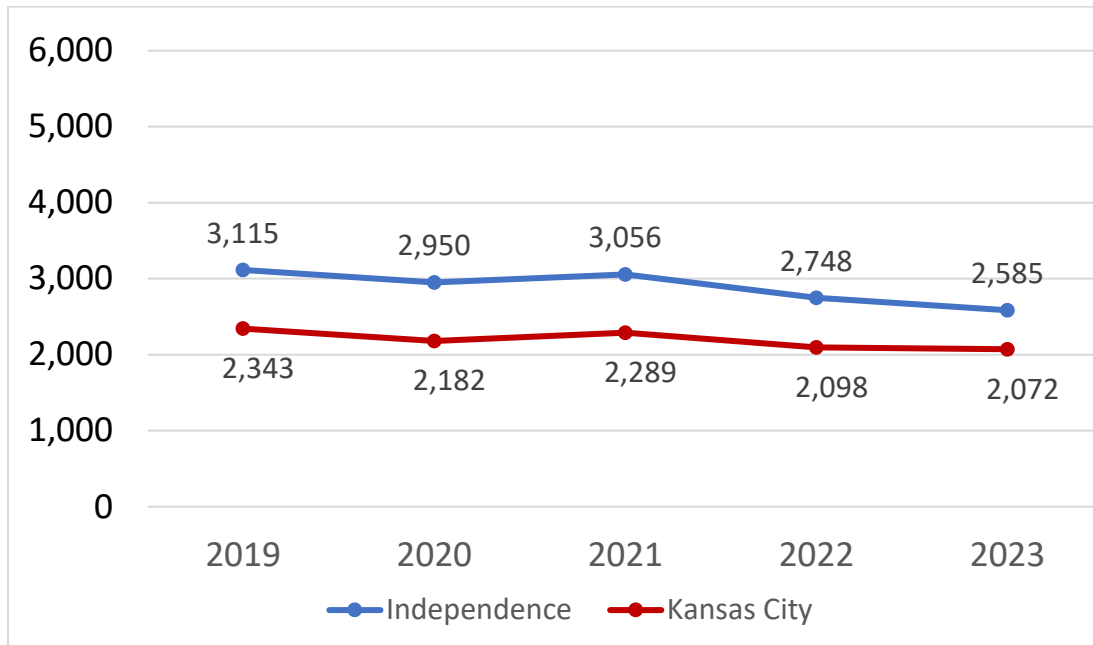
	<b>2019</b>	<b>2020</b>	<b>2021</b>	<b>2022</b>	<b>2023</b>	<b>% change (2022-2023)</b>
Filings	5,458	5,132	5,345	4,846	4,657	-4%
Dispositions	5,608	5,062	5,524	5,016	4,936	-2%
Court Trials	930	644	719	487	497	+2%
Pending 12/31	3,620	3,015	2,809	2,605	2,671	+3%

**Table 6. Domestic Violence Filings**

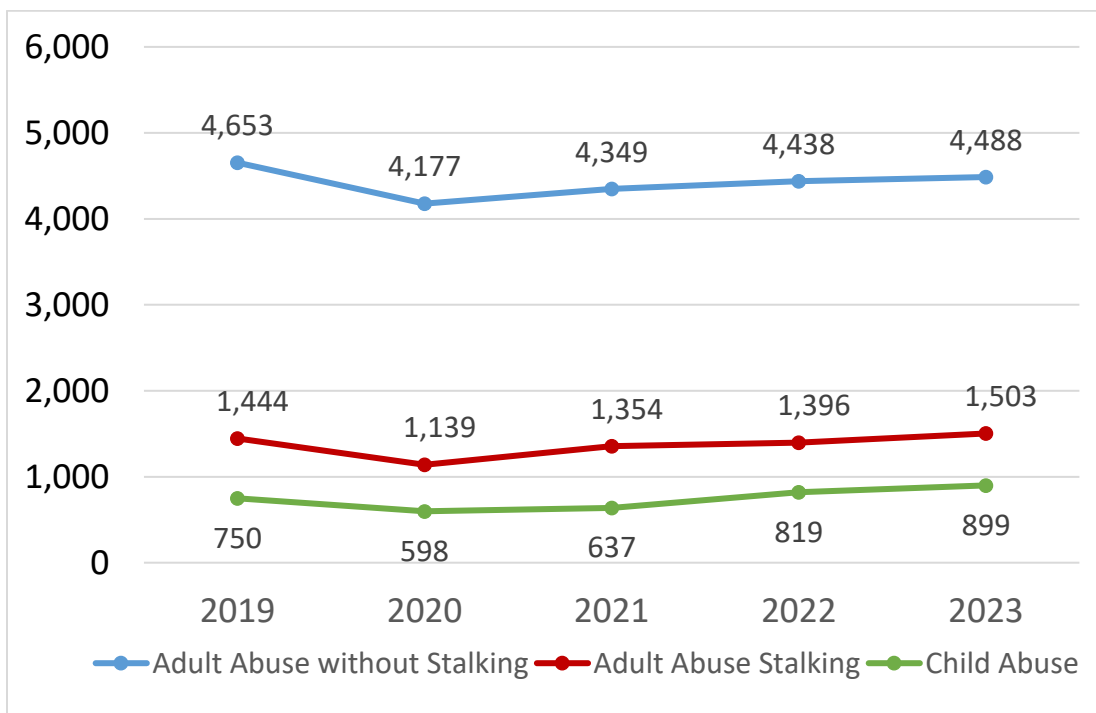
	<b>2019</b>	<b>2020</b>	<b>2021</b>	<b>2022</b>	<b>2023</b>	<b>% change (2022-2023)</b>
Filings	6,847	5,914	6,340	6,653	6,890	+4%
Dispositions	6,776	5,839	6,340	6,627	6,831	+3%
Ex Parte Orders of Protection	5,697	3,760	3,544	3,795	3,904	+3%
Full Orders of Protection	1,032	1,000	1,083	1,150	1,109	-4%
Pending 12/31	612	695	669	672	835	+24%



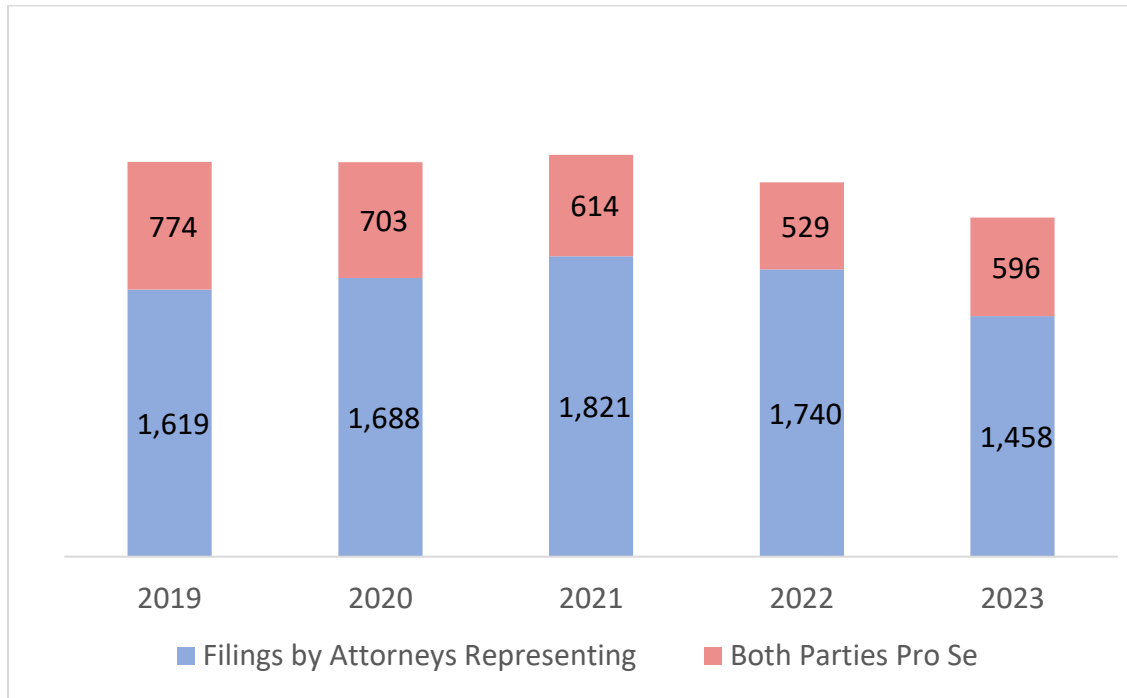
**Graph 23. Domestic Relations Filings**



**Graph 24. Domestic Violence Filings by Case Type**



**Graph 25. Dissolutions of Marriage Filed**



**Table 7. Dissolutions by Type of Disposition**

	2019		2020		2021		2022		2023	
	Pro Se	Represented	Pro Se	Represented	Pro Se	Represented	Pro Se	Represented	Pro Se	Represented
<b>Default</b>	7%	5%	3%	5%	5%	5%	5%	6%	3%	5%
<b>Tried by Court</b>	9%	7%	7%	7%	11%	8%	6%	8%	7%	7%
<b>Consent</b>	69%	74%	75%	74%	63%	72%	76%	69%	71%	73%
<b>Dismissed by Court</b>	12%	6%	9%	4%	16%	6%	10%	7%	14%	5%
<b>Dismissed by Parties</b>	2%	6%	3%	7%	1%	7%	3%	8%	3%	6%
<b>Other</b>	2%	2%	2%	4%	4%	2%	0%	2%	2%	2%

"Pro Se" indicates both parties were pro se at disposition. "Represented" cases are those where one or both parties were represented by attorneys at disposition.

## Criminal Records Department

The Criminal Records Department's mission is to provide accurate, efficient, and effective case management for all criminal, traffic, municipal ordinance, conservation, railroad, and watercraft tickets/cases in Jackson County, Missouri. Core responsibilities fall under three areas: case initiation, case action, and financial. Each area is critical in achieving our mission to provide accurate, efficient, and effective case management.

Case initiation responsibilities include the review/initiation/audit of all criminal, traffic, municipal ordinance, conservation, railroad, and watercraft tickets/cases filed electronically through Show Me Courts (SMC). This includes issuing and auditing initial warrants and summons by order of the Court, processing electronically filed search warrants/returns, pen registers, and processing of paper/electronic municipal appeals/change of venue/demand for jury trials.

Case Action responsibilities include entering data into the Show Me Courts (SMC) electronic system for all post-arraignment activity. This consists of issuing and auditing capias warrants (probation violation, failure to appear, etc.) and data entry from court proceedings, including arraignments, transfers, preliminary hearings, judgments, and probations. Additional responsibilities include reviewing and processing all electronic/paper filings received from various agencies/attorneys, reconciliation of disposition errors/discrepancies, processing orders of expungements, records requests, redaction, and e-casing paper files into an electronic format.

Financial responsibilities include maintaining financial records for all criminal, traffic, municipal ordinance, conservation, railroad, and watercraft filings from inception through post-disposition. Daily activities include assessing costs and receipting monies paid for bail bonds and court costs, preparing payment plans for unpaid costs, and preparing bond paperwork. Additional duties include reviewing e-filing queues to receive and process filings and assignments from divisions, attorneys, and certain third-party filers, and preparing end-of-day reconciliation of cashier sessions.

## Felonies, Misdemeanors, Search Warrants

In 2023, Criminal Records processed 5,654 new felony cases, 2,080 new misdemeanor cases, and 1,531 new search warrants. Whereas misdemeanors have remained relatively steady over the past five years, felony filings dropped precipitously following the COVID pandemic, and have not returned to previous figures. Search warrants have also steadily decreased since 2020.

**Table 8. Felony Filings & Dispositions**

	2019	2020	2021	2022	2023	% change (2022-2023)
Filings	9,077	6,111	5,752	5,551	5,654	+2%
Extraditions <sup>3</sup>	1,101	720	863	947	889	-6%
Dispositions <sup>4</sup>	3,487	2,870	3,293	3,129	3,082	-2%
Jury Trials	46	14	41	22	37	+68%
Court Trials	15	5	10	6	4	—
Pending 12/31	7,398	8,986	8,343	7,605	6,590	-13%

**Table 9. Misdemeanor Filings & Dispositions**

	2019	2020	2021	2022	2023	% change (2022-2023)
Filings	2,087	1,901	2,268	2,670	2,080	-22%
Dispositions	2,323	1,428	1,850	2,368	1,935	-18%
Jury Trials	1	0	2	1	0	—
Court Trials	24	7	12	19	2	-89%
Pending 12/31	4,246	5,146	5,573	5,878	6,037	+3%

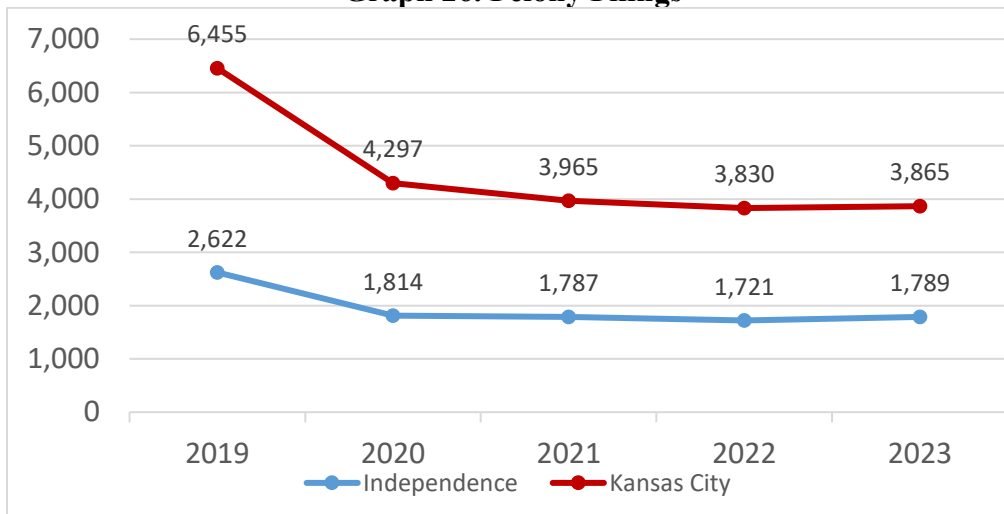
**Table 10. Search Warrant Filings & Dispositions**

	2019	2020	2021	2022	2023	% change (2022-2023)
Filings	1,941	2,198	1,938	1,794	1,531	-15%
Returns	1,940	2,197	1,928	1,793	1,526	-15%

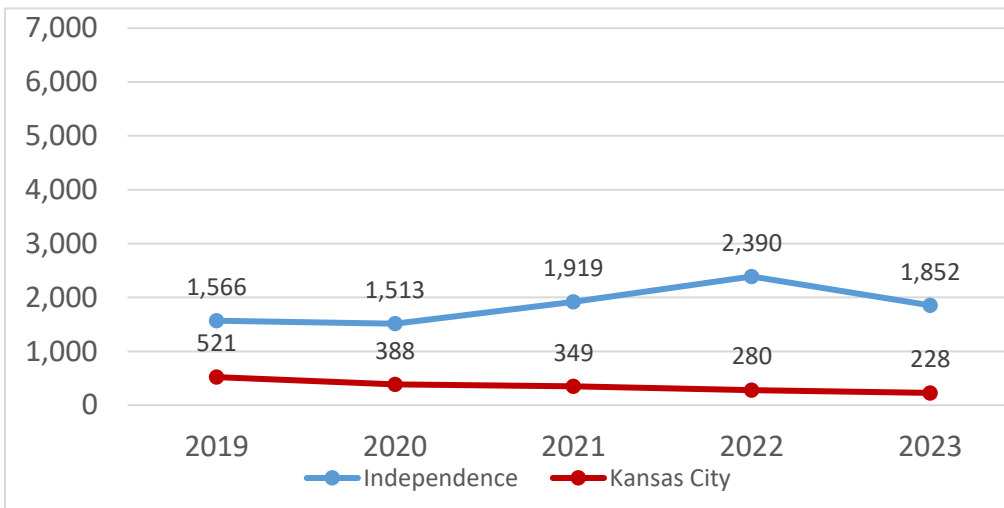
<sup>3</sup> Extradition filings and dispositions are not included within the felony counts.

<sup>4</sup> Includes final dispositions only (bind overs, grand jury indictments, and suspended cases excluded.)

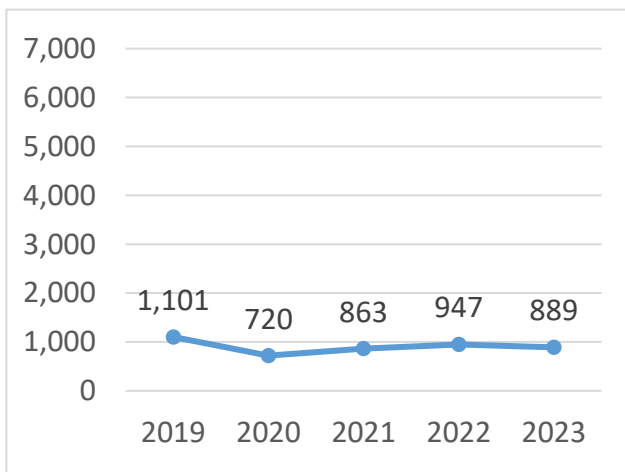
**Graph 26. Felony Filings**



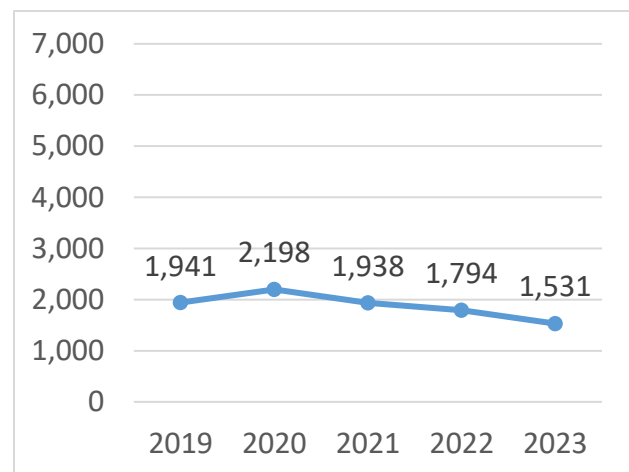
**Graph 27. Misdemeanor Filings**



**Graph 28. Extraditions**



**Graph 29. Search Warrant Applications**



**Table 11. Felony Filings by Highest Charge Filed in Case<sup>5</sup>**

<b>Charge</b>	<b>2019</b>	<b>2020</b>	<b>2021</b>	<b>2022</b>	<b>2023</b>	<b>% 2023 Felonies</b>
Possession of Controlled Substance	2,313	1,166	823	569	608	13%
Tampering with a Motor Vehicle - 1st Degree	542	388	393	451	556	12%
Unlawful Possession of a Firearm	310	223	325	349	360	8%
Stealing - \$750 Or More	291	193	182	198	222	5%
DWI - Persistent	229	146	195	183	207	4%
Burglary - 2nd Degree	263	188	208	191	190	4%
Domestic Assault - 2nd Degree	250	223	203	206	184	4%
Murder - 2nd Degree	101	147	106	102	139	3%
Robbery - 1 <sup>st</sup> Degree	283	211	198	150	136	3%
Forgery	131	107	70	98	132	3%
Other Charges	2,346	4,977	2,687	2,108	2,031	43%

**Table 12. Sentencing in Felony Cases**

	<b>Probation</b>		<b>Confinement</b>	
	<b>SIS</b>	<b>SES</b>	<b>Jackson Co. Jail</b>	<b>Dept. of Corrections</b>
<b>2023</b>	17%	37%	10%	35%
<b>2022</b>	15%	37%	12%	35%
<b>2021</b>	19%	36%	12%	33%
<b>2020</b>	21%	40%	13%	26%
<b>2019</b>	18%	35%	12%	35%

<sup>5</sup> This table presents charge information for initial F1 and F2 cases filed in 2023.

**Table 13. Misdemeanor Filings by Highest Charge Filed in Case**

<b>Charge</b>	<b>2019</b>	<b>2020</b>	<b>2021</b>	<b>2022</b>	<b>2023</b>	<b>% 2023 Misdemeanors</b>
Owner Operate Motor Vehicle Without Financial Responsibility - 1st Offense	388	455	604	832	680	33%
Driving While Intoxicated	463	361	411	417	375	18%
Driving While License is Suspended/Revoked - 1st Offense	121	145	243	303	299	14%
Operate Motor Vehicle Without Valid Driver's License - 1st Offense	182	234	276	334	259	12%
Possession of Reproduced/Modified/Altered Driver's License	21	40	55	87	63	3%
Operate Other's Motor Vehicle with no Financial Responsibility	52	42	84	62	44	2%
Driving While Intoxicated - With Prior	1	0	2	109	39	2%
Operate Motor Vehicle Carelessly	0	0	0	41	37	2%
Possession of Marijuana/Synthetic Cannabis <=10g	124	90	111	59	35	2%
Driving While License is Suspended/Revoked - 2nd or 3rd Offense	0	1	18	21	31	1%
Other Charges	729	533	464	475	218	10%

**Table 14. Sentencing in Misdemeanor Cases**

	<b>Fine</b>	<b>SIS</b>	<b>SES</b>	<b>Jackson Co. Jail</b>
<b>2023</b>	58%	28%	10%	4%
<b>2022</b>	60%	28%	8%	4%
<b>2021</b>	55%	32%	9%	4%
<b>2020</b>	48%	34%	10%	9%
<b>2019</b>	43%	32%	11%	14%

**Traffic,  
Ordinance,  
Municipal  
Appeals, &  
Drug Court**

Traffic filings in Jackson County increased significantly in 2021 and remained high in 2022. 2023 saw a 23% decline, suggesting a potential reversal in the upward trend. Municipal Appeal filings and Adult Treatment Court filings also declined substantially.

There are 16 municipal courts in Jackson County that hear misdemeanor and infraction cases. The Sixteenth Judicial Circuit of Missouri reviews these cases upon appeal.

**Table 15. Traffic & Ordinance Filings<sup>6</sup>**

	<b>2019</b>	<b>2020</b>	<b>2021</b>	<b>2022</b>	<b>2023</b>	<b>% change (2022-2023)</b>
Filings	5,395	5,345	8,284	8,239	6,344	-23%
Dispositions	5,006	4,385	6,717	7,799	5,905	-24%
Court Trials	21	7	19	22	19	-14%
Pending 12/31	2,198	4,442	4,172	4,393	4,053	-8%

**Table 16. Municipal Appeal Filings**

	<b>2019</b>	<b>2020</b>	<b>2021</b>	<b>2022</b>	<b>2023</b>	<b>% change (2022-2023)</b>
Filings	512	277	484	367	313	-15%
Dispositions	542	271	407	464	289	-38%
Jury Trials	3	0	4	2	2	—
Court Trials	58	31	14	17	27	+59%
Pending 12/31	83	57	20	71	77	+8%

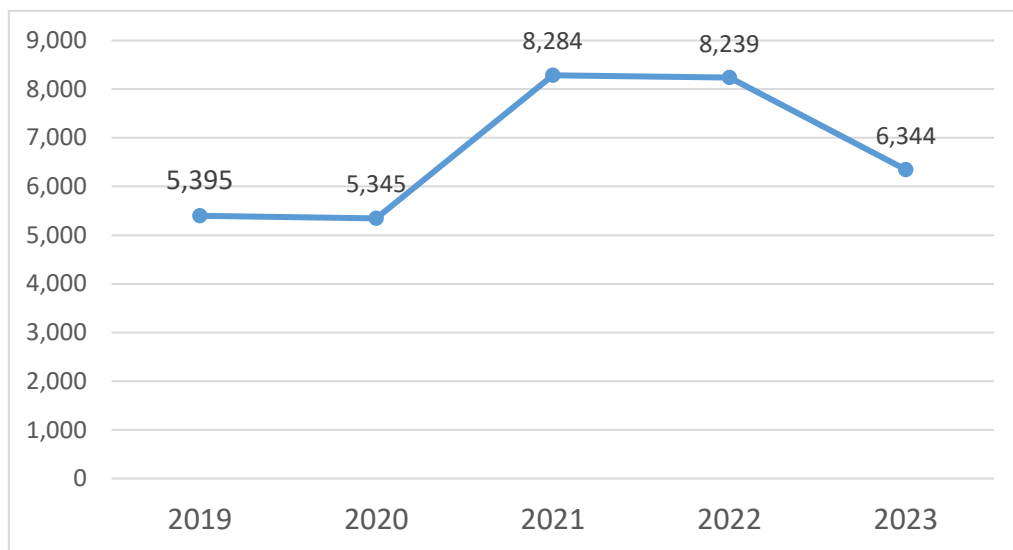
**Table 17. Adult Treatment Court Filings**

	<b>2019</b>	<b>2020</b>	<b>2021</b>	<b>2022</b>	<b>2023</b>	<b>% change (2022-2023)</b>
Filings	532	256	299	279	205	-27%
Dispositions	370	342	222	317	277	-13%
Successful Completion	225	235	166	220	151	-31%
Pending 12/31	1,357	1,395	1,459	1,038	858	-17%

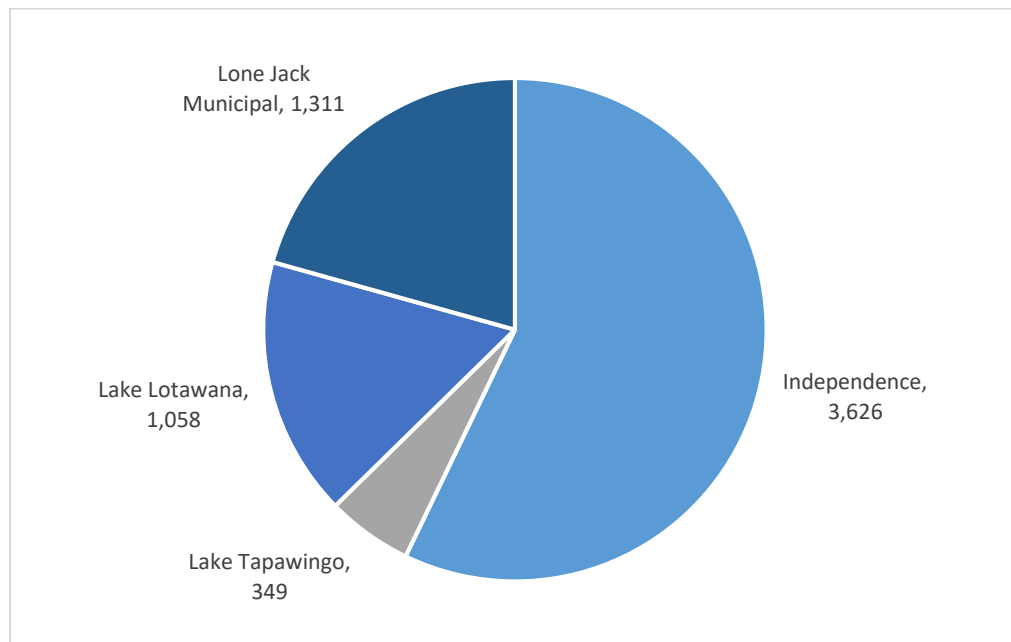
<sup>6</sup> Lake Lotawana traffic and municipal filings were added July 1, 2019.



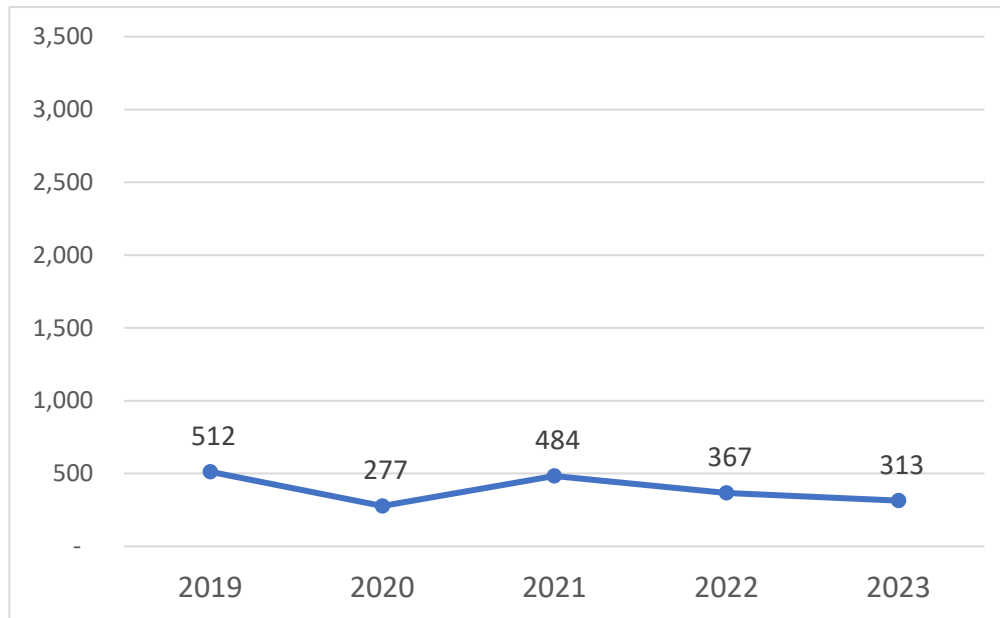
**Graph 30. Traffic & Municipal Ordinance Filings**



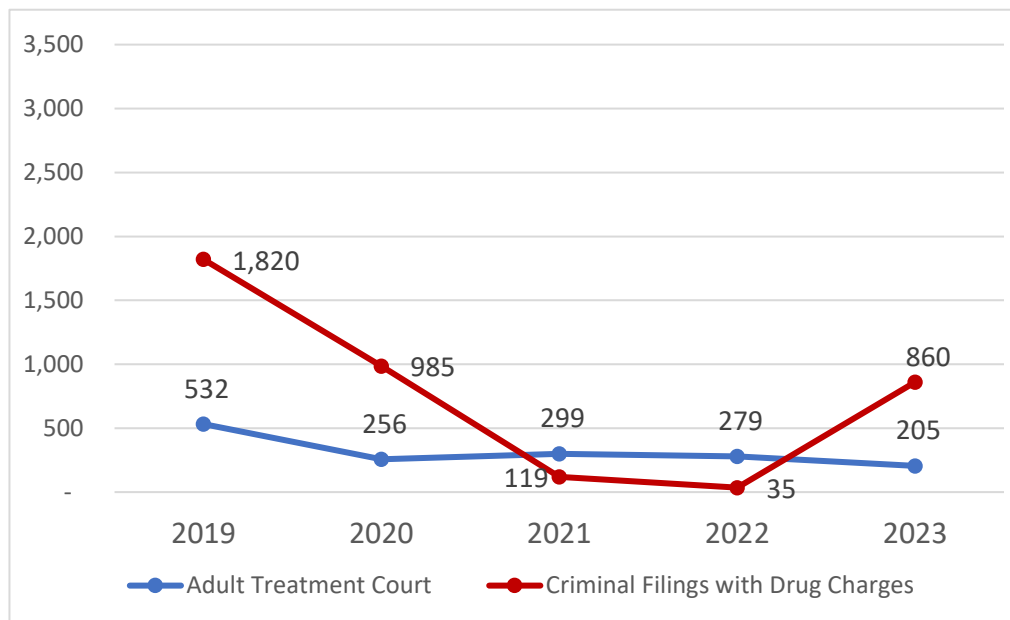
**Graph 31. Traffic & Municipal Ordinance Filings by Location**



**Graph 32. Municipal Appeal Filings**



**Graph 33. Filings with Drug Charges and ATC Filings**



## Probate Records

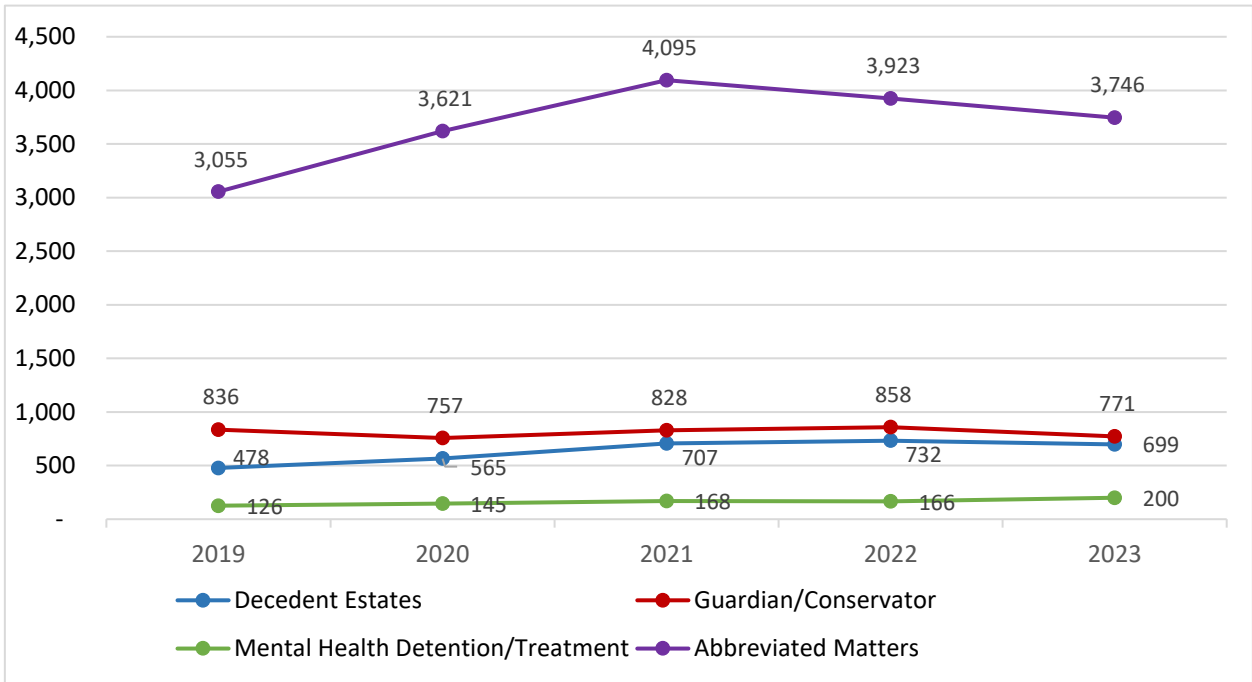
The Probate Department facilitates the processing of estates involving deceased persons and incapacitated and disabled adults and minors. The department also oversees the ongoing administration of those estates and processes civil commitment to treatment facilities for persons who have a mental illness.

Other probate matters include trust registrations, trust litigations, and cases involving the institutionalization of persons alleged to be sexually violent predators. The Probate Department maintains the probate case file records and provides access to such records in accordance with court rules.

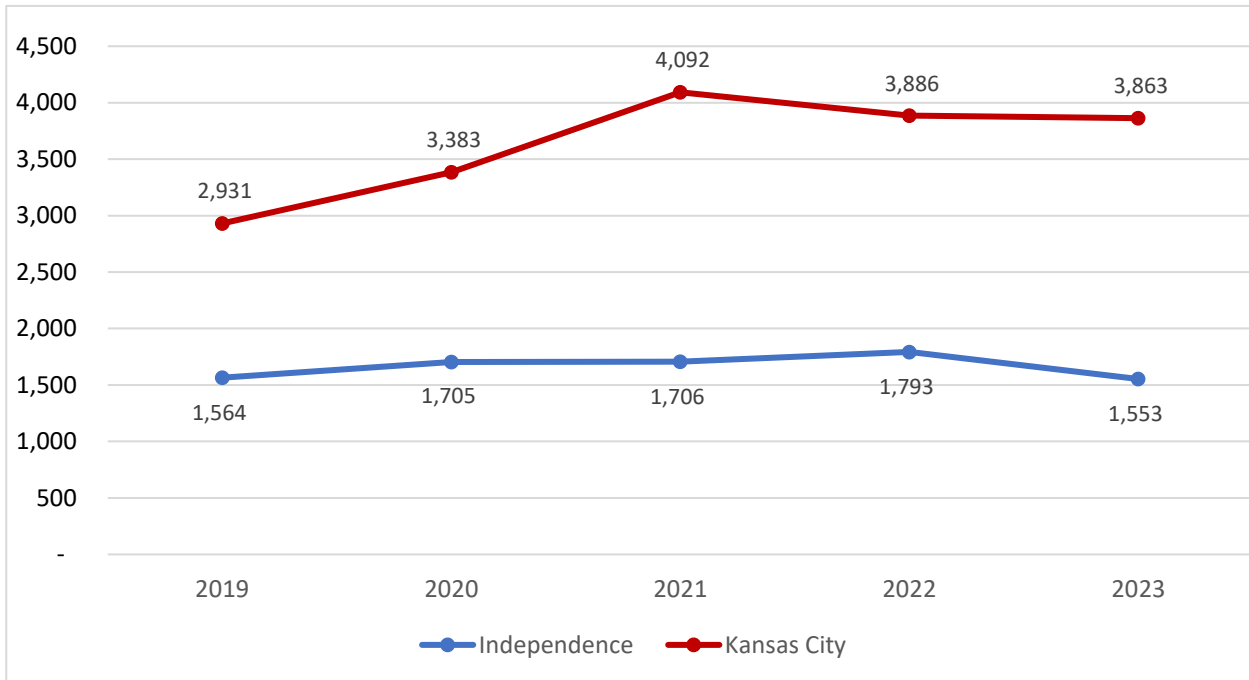
**Table 18. Probate Filings**

	<b>2019</b>	<b>2020</b>	<b>2021</b>	<b>2022</b>	<b>2023</b>	<b>% change (2022-2023)</b>
Filings	4,495	5,088	5,798	5,679	5,416	-5%
Decedent Estates	478	565	707	732	699	-5%
Guardian/Conservator	836	757	828	858	771	-10%
Mental Health/Additional Detention/Treatment	126	145	168	166	200	+20%
Abbreviated Probate Matters	3,055	3,621	4,095	3,923	3,746	-5%
Dispositions	4,395	4,782	5,493	5,348	5,548	+4%
Pending 12/31	7,515	7,855	8,288	8,536	8,225	-4%

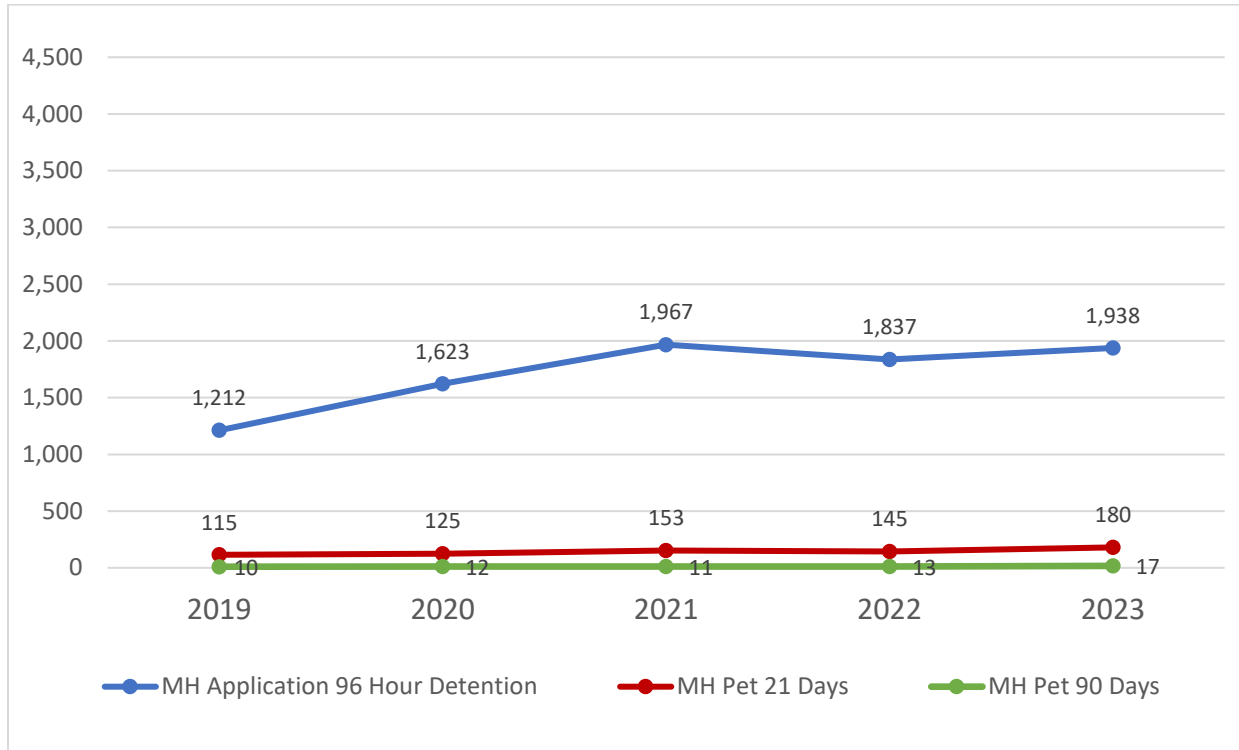
**Graph 34. Probate Filings by Type**



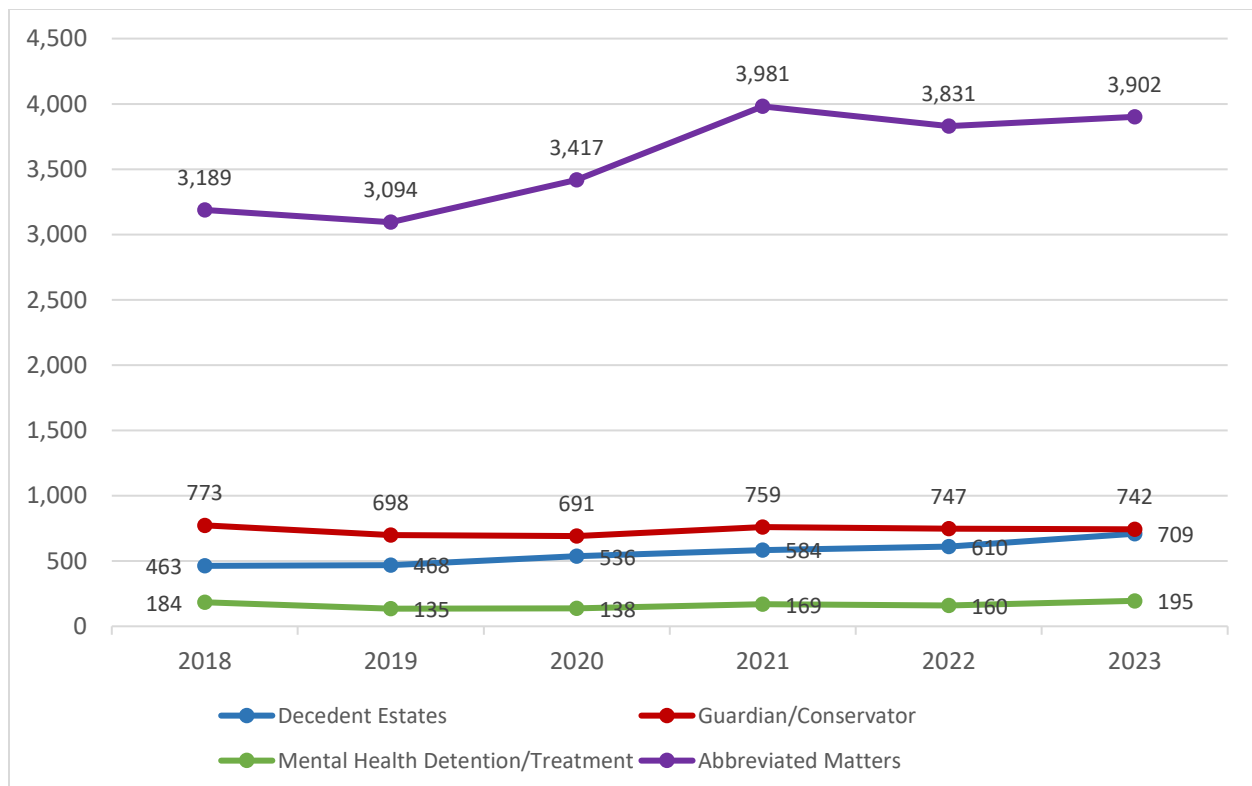
**Graph 35. Probate Filings by Location**



**Graph 36. Mental Health Filings**



**Graph 37. Probate Dispositions by Type**



## Civil Process

The Department of Civil Process serves summonses, notices, protection orders, and subpoenas within the Circuit. Civil Process also executes pre and post-judgment orders and writs, such as orders of delivery, restitution, and garnishment. Additionally, the department is responsible for conducting the annual Court Administrator's Delinquent Land Tax (DLT) sale in Kansas City and Independence while maintaining proper records of all relevant documents.

**Table 19. Pre-Judgment Process**

	2019	2020	2021	2022	2023	% change (2022-2023)
Number Served	11,225	8,214	10,365	10,595	11,640	+10%
% Served	58%	58%	63%	65%	64%	-2%
Incorrect Addresses	3,268	3,486	3,567	2,962	3,219	+9%
Unable to Contact	4,850	2,441	2,471	2,738	3,438	+26%
<b>Total Pre-Judgment Process</b>	<b>19,343</b>	<b>14,141</b>	<b>16,403</b>	<b>16,295</b>	<b>18,297</b>	<b>+12%</b>

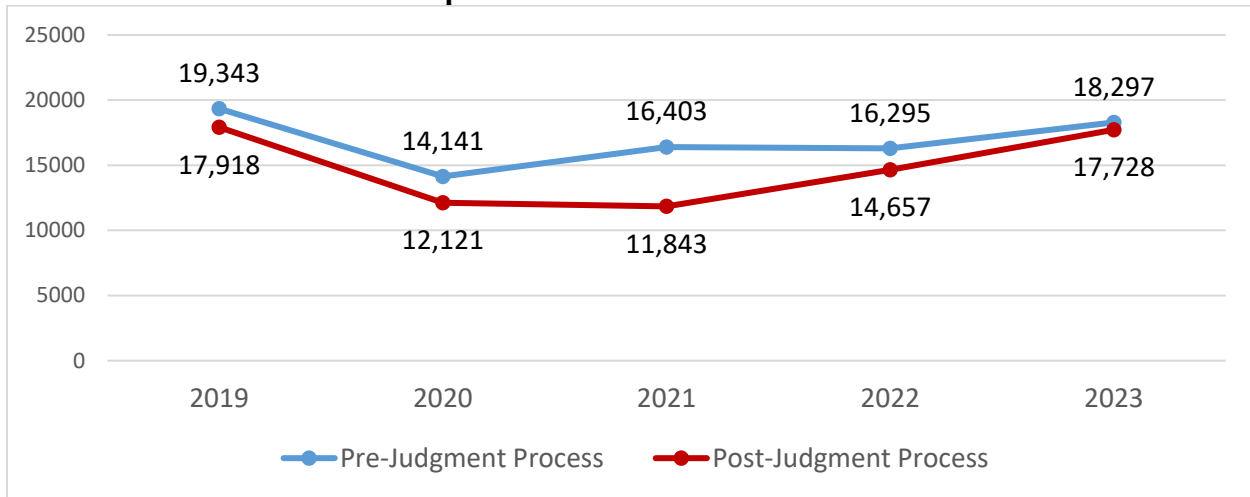
**Table 20. Post-Judgment Process**

	2019	2020	2021	2022	2023	% change (2022-2023)
Levies and Garnishments	9,480	6,289	6,767	7,677	9,473	+23%
Evictions	3,968	2,239	1,868	3,182	4,364	+38%
Attachments and Replevins	177	114	51	12	17	+42%
Protective Orders Served	1,082	1,088	1,089	1,074	949	-12%
Protective Orders—Unable to Contact	3,211	2,391	2,068	2,786	2,986	+7%
<b>Total Post-Judgment Process</b>	<b>17,918</b>	<b>12,121</b>	<b>11,843</b>	<b>14,657</b>	<b>17,728</b>	<b>+21%</b>
<b>Total Papers</b>	<b>37,261</b>	<b>26,262</b>	<b>28,246</b>	<b>30,952</b>	<b>36,025</b>	<b>+16%</b>

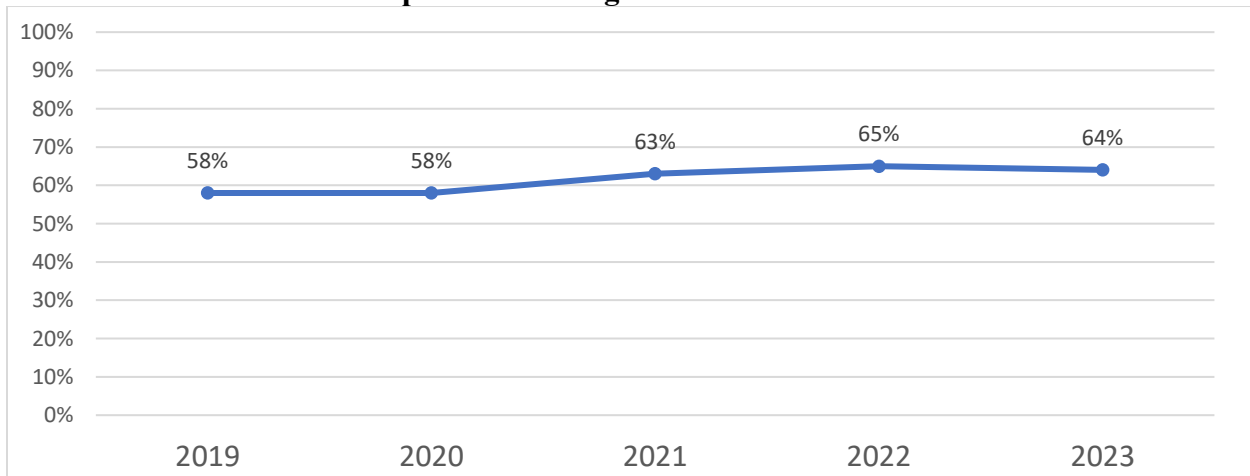
**Table 21. Delinquent Land Tax Sale**

	2019	2020	2021	2022	2023	% change (2022-2023)
Parcels Offered for Sale	487	0	748	366	432	+18%
Parcels Sold	349	0	531	276	324	+17%
Gross Revenue Generated	\$3,319,041	\$0	\$7,789,803	\$4,183,861	\$5,217,713	+25%

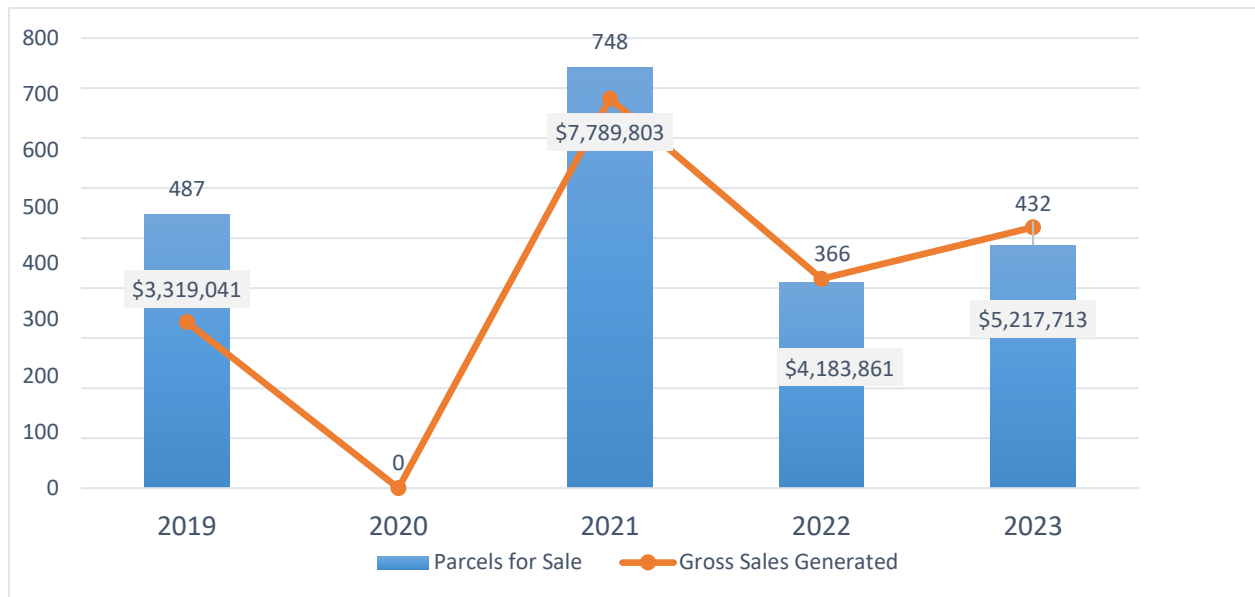
**Graph 38. Civil Process Workloads**



**Graph 39. Pre-Judgment Service Returns**



**Graph 40. Delinquent Land Tax Gross Sales and Parcels Offered for Sale**





## Jury

The Sixteenth Judicial Circuit of Missouri utilizes jury rooms in Independence and Kansas City. It follows a one-day/one-trial system for the jury process to minimize disrupting jurors' normal lives. Through this process, the Court summons jurors for a specific date and instructs them to call or check the Court's website the night preceding and again the morning of their scheduled service to ensure their reporting instructions remain the same. In some cases, the Court may cancel all or some of the jurors it has summoned, and jurors can determine this from emails or texts received or by following the instructions to check for updates just prior to their scheduled service.

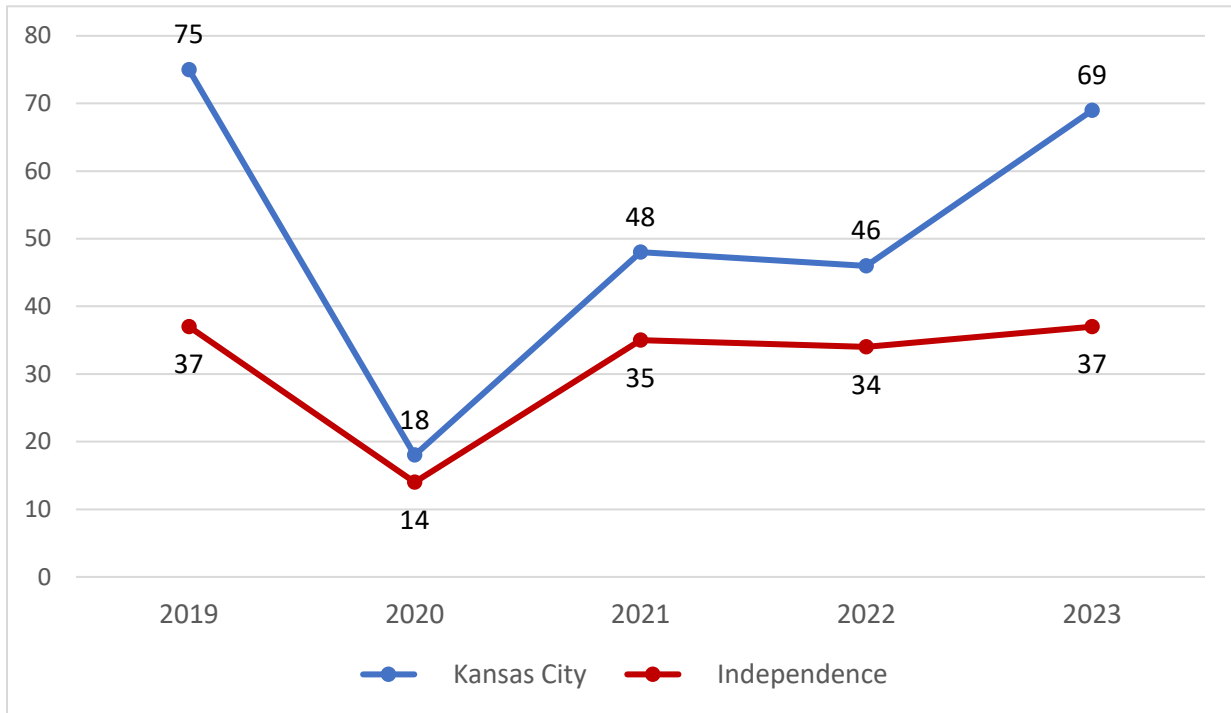
When jurors are required to report, they generally undergo only one jury selection process. If selected, they serve for the duration of the trial. If not selected, their service usually concludes at the end of the selection process, which is typically completed on the first day a juror reports.

When a judge has a case set for trial, they request a group of prospective jurors, commonly known as a 'panel.' Show Me Jury is used to randomly select the number of prospective jurors requested from that day's jury pool to form the panel. From this panel, 12 jurors, along with one or more alternate jurors, are selected to serve as the jury for the trial.

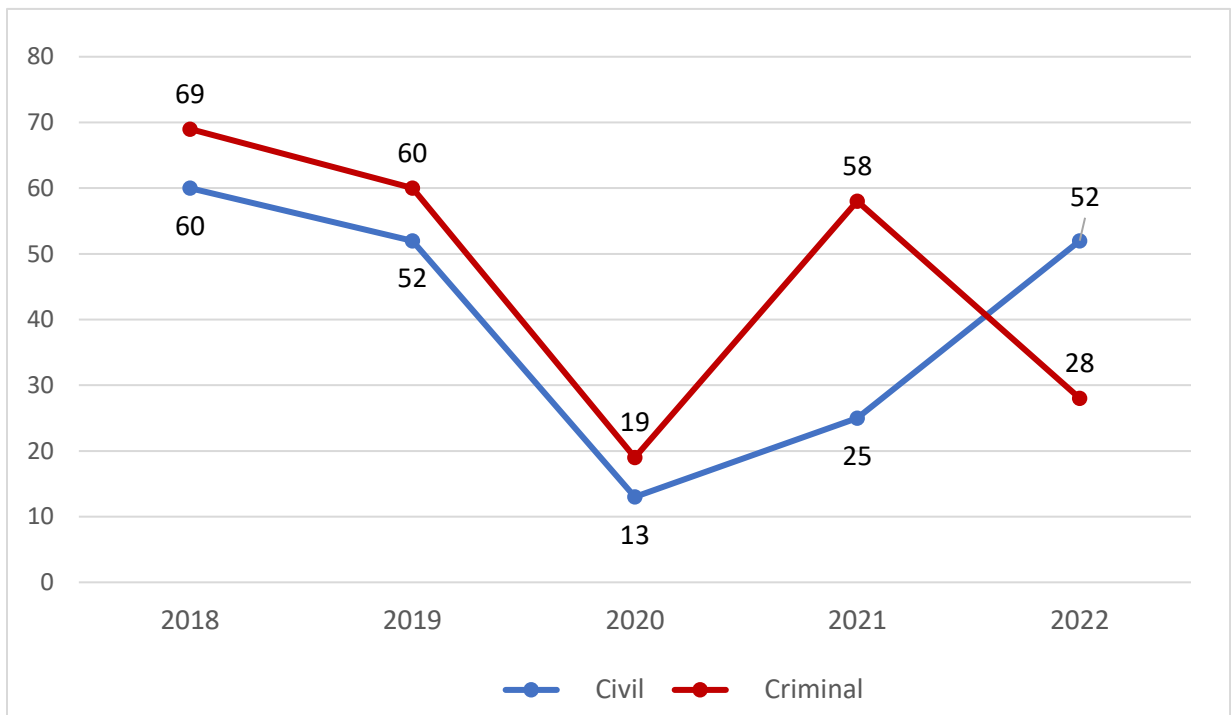
**Table 22. Jurors**

	2019	2020	2021	2022	2023	% change (2022-2023)
<b>Trials</b>	<b>112</b>	<b>32</b>	<b>83</b>	<b>80</b>	<b>106</b>	<b>+33%</b>
Civil	52	13	25	52	59	+13%
Criminal	60	19	58	28	47	+68%
<b>Available Jurors</b>	<b>15,161</b>	<b>4,007</b>	<b>5,070</b>	<b>5,546</b>	<b>8,563</b>	<b>+54%</b>
Independence	7,478	1,490	2,027	2,005	2,761	+38%
Kansas City	7,683	2,517	3,043	3,541	5,802	+64%
<b>Jurors Sent to Divisions</b>	<b>7,183</b>	<b>1,881</b>	<b>4,465</b>	<b>4,384</b>	<b>6,587</b>	<b>+50%</b>
Independence	3,711	785	1,723	1,724	2,262	+31%
Kansas City	3,472	1,096	2,742	2,660	4,325	+63%
Jurors Yield	24%	13%	8%	9%	14%	+56%
Percentage Sent for Jury Selection	47%	47%	88%	79%	77%	-3%
Percentage Selected as Jurors	10%	12%	23%	20%	17%	-15%

**Graph 41. Jury Trials by Location**



**Graph 42. Jury Trials by Type**



## Court Information Technology

The Court Information Technology (CIT) Department is responsible for developing and implementing software solutions that meet the Court's specific needs. CIT also oversees the procurement, maintenance, and disposal of computer equipment and manages the Court's network infrastructure.

CIT provides user support services and conducts training sessions to familiarize users with new technologies. The department also takes proactive measures to enhance cybersecurity defenses and protect the Court from potential threats.

Furthermore, CIT oversees various IT projects, from planning and budgeting to coordinating project activities to ensure successful outcomes.

### 2023 Key CIT Projects included:

- **Cyber Security Phishing Campaign – Kansas City Zoo:**  
In 2023, 19% of users clicked on a phishing link, with 123 out of 620 employees clicking on suspicious links.
- **Workday (Human Capital Management (HCM), Financial)- implementation and launch:**  
Workday is a versatile system that combines HR, finance and planning. It replaces EPICOR, Paycor and Infinitime, centralizing employee information, from timekeeping to payroll and tax documents.
- **Data conversion for all HR data:**  
Recreation of prior Epicor integrations, adjustment of log-on experience and time clock, tuning of business processes, and installation of Accu-Time Clocks for the new Workday System.
- **New phone system: Cisco VOIP phone project:**  
Rolled out new Cisco VOIP phones for users, which included the 1305 and 1315 Locust, and the 3rd floor of 415 E. 12th courthouse. Automated messages for call centers have been updated to use one voice using AI. Implementation of
- WebEx Contact Centers for Help Desk, Civil Process, and Criminal Records KC, including feature programming, training, and follow-up assistance.
- **Installation and coordination of the FC's new Camera system "Victor Edge" with C & C Group.**
- **United Private Network Data line installed for Family Courts:**  
Installed separate Internet line. This will aid during a network outage, providing the phones connections as well as providing Internet access.
- **Installed additional 4 Wireless Access Points for Family Court remote sites**
- **DLT – Rewrite Project: DLT web application in ASP.NET / C#, to replace the no longer supported Internet Explorer-based system**  
*Design and Programming Milestones*
  - 150 Crystal Reports converted to SSRS reports.
  - 50 new database functions and 200 new stored procedures created for DLT Rewrite.
  - 150 existing stored procedures reused from old DLT system.

- **UCP- rewrite Project: rewrite of Unclaimed Property web application in ASP.NET / C#, to replace the no longer supported Internet Explorer-based system**
  - Recreated 14 reports.
  - Modified the UCP rewrite application to accommodate changes to SMJ database.
- **Legal Files**
  - 2 new NAS drives installed at Family Court and LightEdge to store Legal Units Evidence file. Server data cleaned up and moved to NAS drives.
- **Replacement plan for 2023 desktops and laptops:**
  - Replaced and set up equipment for various staff members, including 51 laptop replacements, 125 PC workstations for Circuit Court and Family Court staff, and new equipment setups for Division 45.
- **Division moves:**
  - In late 2023, six divisions were rotated to different buildings. The PC System staff helped relocate equipment such as PCs and phones to their new locations.

**Table 23. Court Information Technology**

	2019	2020	2021	2022	2023	% change (2022-2023)
<b>Help Desk Tickets Opened</b>	8,275	8,799	8,588	7,480	6970	-7%
<b>Project-Related Tickets Opened</b>	2,795	2,642	2,607	3,092	1990	-36%
JIS + SMC <sup>7</sup>	218	65	46	42	28	-33%
EPICOR	175	298	145	85	40	-53%
Delinquent Land Tax + DLT Rewrite <sup>8</sup>	120	92	97	189	113	-40%
Unclaimed Property	75	12	8	10	25	+150%
Mobile Devices	147	148	223	169	62	-63%
Operations <sup>9</sup>	355	390	597	857	816	-5%
Security <sup>10</sup>	394	593	533	79	57	-28%
Network	146	188	150	97	145	+49%
Internet/Intranet	67	62	43	29	58	+100%
Special Projects	896	716	63	59	26	-56%
Other Projects <sup>11</sup>	202	78	647	566	158	-72%
Employee Status Change <sup>12</sup>	—	—	—	910	234	-74%
Workday + Service Desk	—	—	—	—	174	—
eWarrants	80	73	76	82	54	-34%

<sup>7</sup> Here, JIS tickets are combined with SMC (Show-Me Courts) tickets.

<sup>8</sup> Delinquent Land Tax (DLT) tickets are combined with DLT-rewrite(DLTR) tickets.

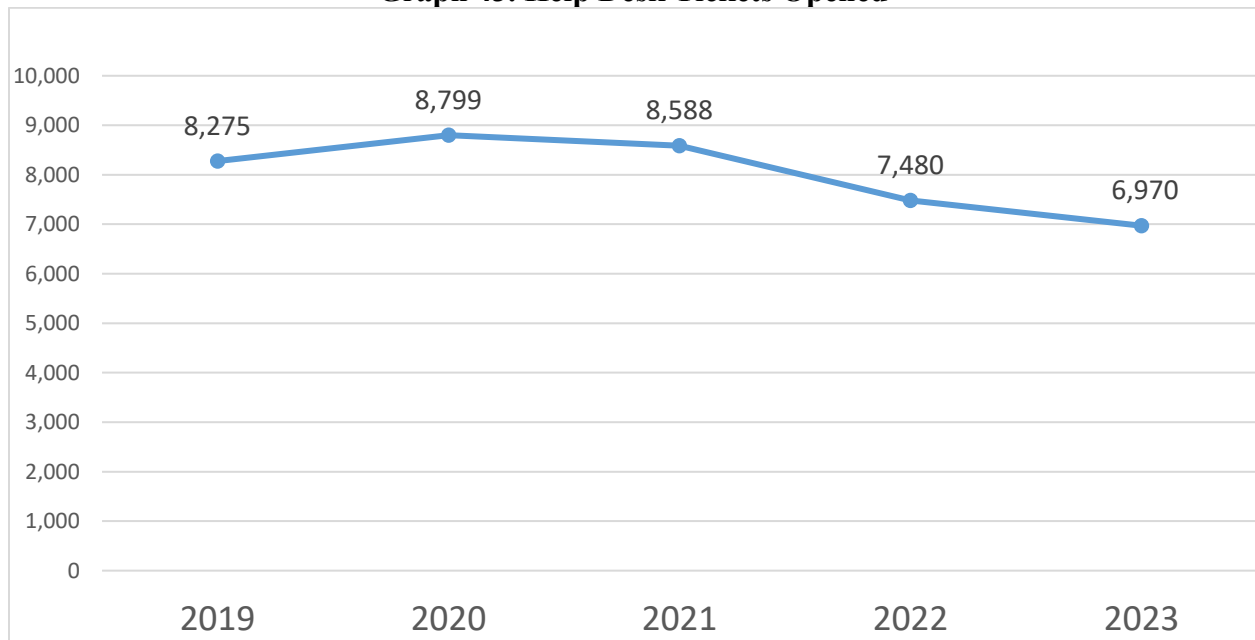
<sup>9</sup> Operations tickets number grew compared to the previous years, partially due to redistribution some non "break and fix" Help Desk tickets.

<sup>10</sup> Security issues are being processed differently now, via HD tickets, and so 57 issues under Security project is an underestimation.

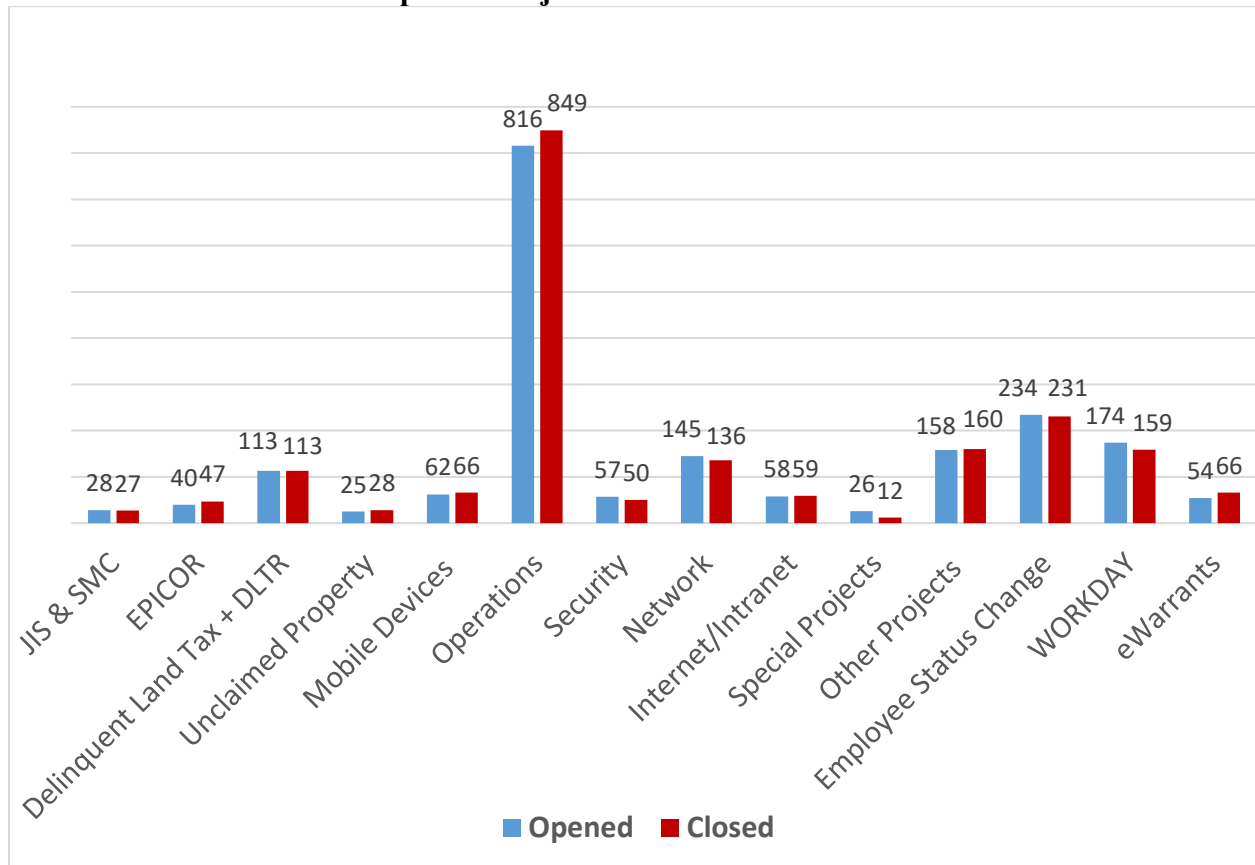
<sup>11</sup> "Other Projects" include: Database Administration, Jackson County Reports, eFiling, IBM Lotus Notes, Loaner Program, Online Requisition, Software Installation and more.

<sup>12</sup> Employee Status Change project was introduced in 2022. Workday and Workday Service Desk are the new projects this year.

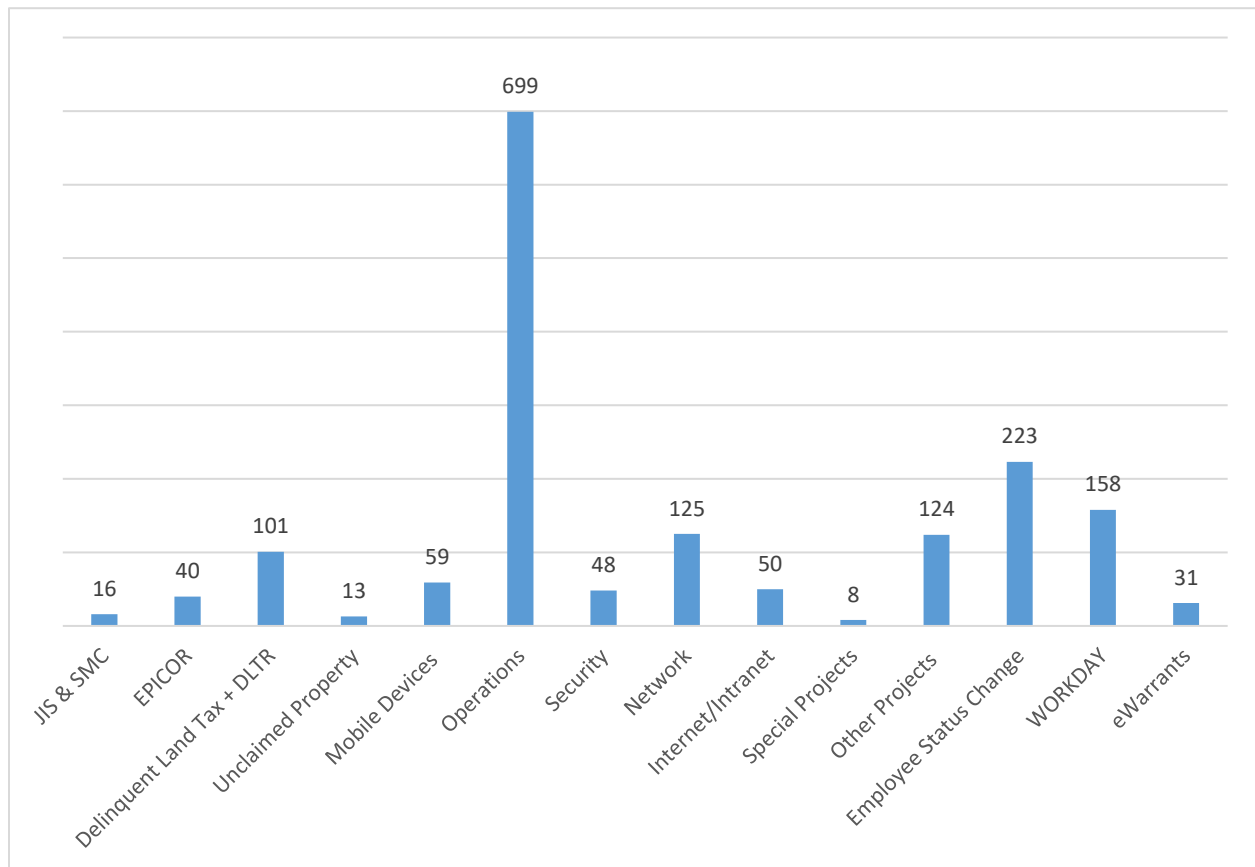
**Graph 43. Help Desk Tickets Opened**



**Graph 44. Project-Related Tickets in 2023**



**Graph 44. CIT Projects Opened AND Closed in 2023**



## Family Court

The Family Court Division of the Sixteenth Judicial Circuit includes four Divisions, one Administrative Judge and four Commissioners. These judicial officers hear cases including child abuse and neglects allegations, delinquency allegations, termination of parental rights and adoption.

The Office of the Juvenile Officer is charged with responsibilities under Missouri law to intervene in the lives of families and children, when necessary, to help our community protect children and promote community safety and well-being. The Juvenile Office serves in a quasi-prosecutorial role in both child dependency and delinquency matters, which cases must be filed by the Juvenile Officer pursuant to the Juvenile Code. The Juvenile Officer's Legal Department consists of attorneys and paralegals who provide legal representation to the office in Chapter 211 juvenile cases. The Legal Department represents Deputy Juvenile Officers in our Case Assessment Unit and helps present their recommendations to the Court.

Family Court Services' mission is threefold: to hold youth accountable for harm caused to others, to develop the skills for successful navigation of adolescence into adulthood, and to protect the community. The mission reflects the concerns of balanced and restorative justice, a philosophy rooted in the belief that people can change and contribute positively to their communities. Family Court Services works to reduce risks for youth through collaborative, community-based services that teach parenting skills, address issues of substance abuse, and provide vocational and life skills.

In seeking to carry out its mission, Family Court Services pursues the following goals:

- To protect the community's rights, safety, property, and interests;
- To protect the juveniles' rights and ensure safe, nurturing, and learning-conducive environments;
- To hold juvenile offenders accountable for community and victim losses;
- To increase the competency and skills of juveniles and families to live lawfully and productively;
- To introduce, assist, and support community endeavors in identifying "at risk" juveniles in providing appropriate, collaborative, and successful positive interventions;
- To be empirically accountable to the community for delivering necessary and appropriate services to juveniles, families, and victims coming to the attention of the Family Court.



**Table 24. Family Court Filings**

	<b>2019</b>	<b>2020</b>	<b>2021</b>	<b>2022</b>	<b>2023</b>	<b>% change (2022-2023)</b>
Referrals Filed	2,434	2,051	2,068	1,954	1,924	-2%
Abuse and Neglect	1,337	1,097	1,030	771	645	-16%
Delinquency	1,031	861	977	1,135	1,171	+3%
Status Offense	66	93	61	48	108	+125%
Formal Filings by Person <sup>13</sup>	2,264	1,728	1,683	1,562	1,336	-14%
Abuse and Neglect	1,228	983	976	787	597	-24%
Delinquency	315	222	259	315	373	+18%
Status Offense	8	3	3	19	12	-37%
Adoption	335	257	256	241	188	-22%
Termination of Parental Rights	310	210	113	127	77	-39%
Certification	41	34	60	46	60	+30%
Youth Committed to Hilltop	27	19	16	27	29	+7%

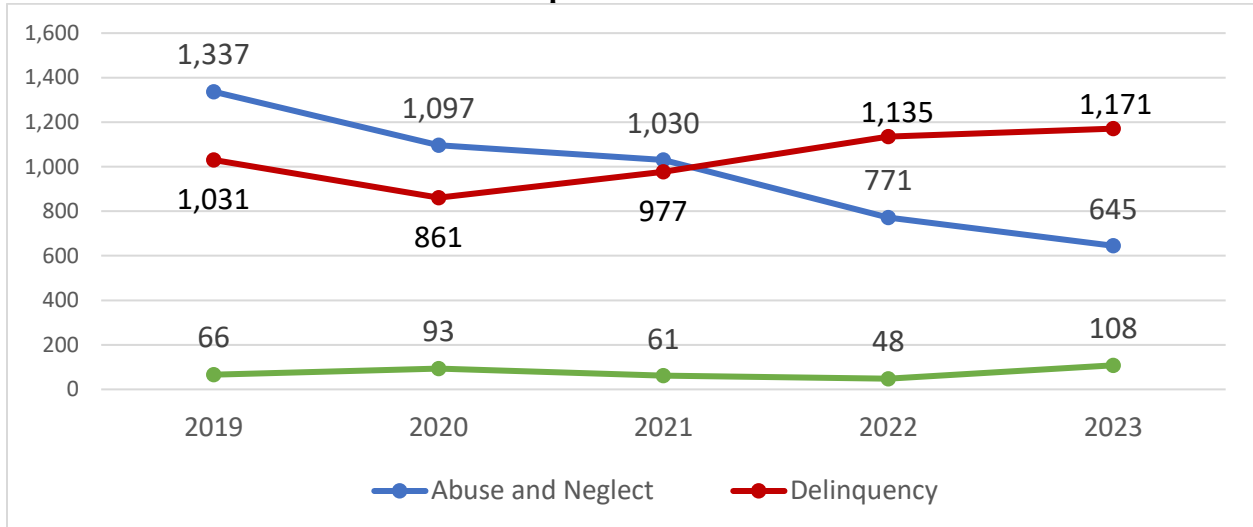
**Table 25. Programs and Services**

	<b>2019</b>	<b>2020</b>	<b>2021</b>	<b>2022</b>	<b>2023</b>	<b>% change (2022-2023)</b>
Family Treatment Court Entering Participants	115	72	80	46	42	-9%
Youth Starting Probation	120	89	66	120	166	+38%
Mediation	351	254	292	416	438	+5%
Connections Visits	1,463	639	756	836	1,049	+25%
Parent Awareness Courses	2,891	1,363	1,525	1,548	1,738	+12%
Prevention & Diversion	285	144	231	269	212	-21%
Child Protection and Permanency Unit Entering Participants	68	39	37	30	14	-53%

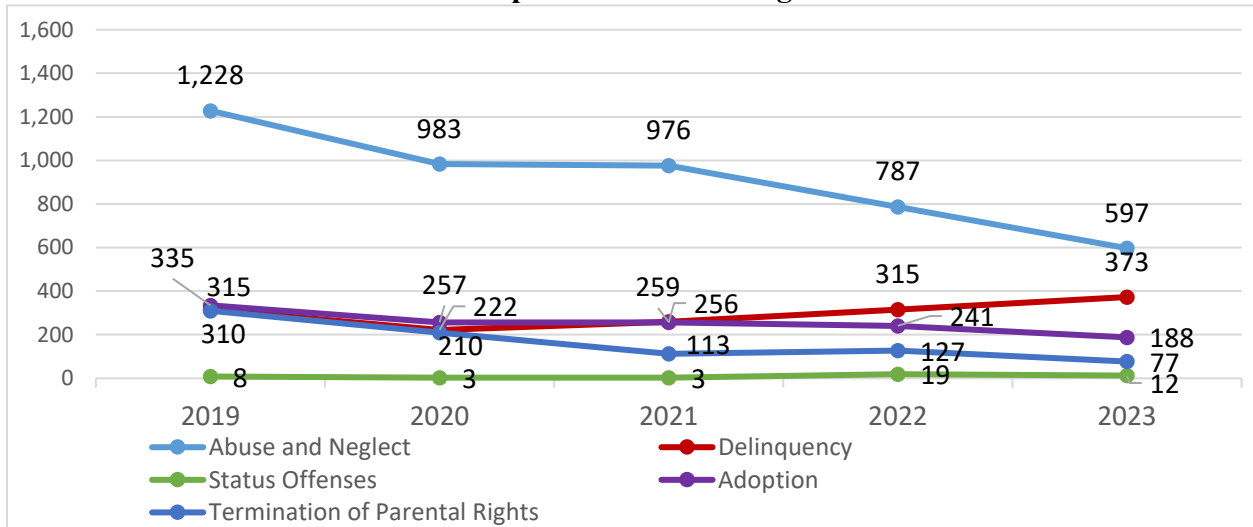
---

<sup>13</sup> Including Motions to Modify.

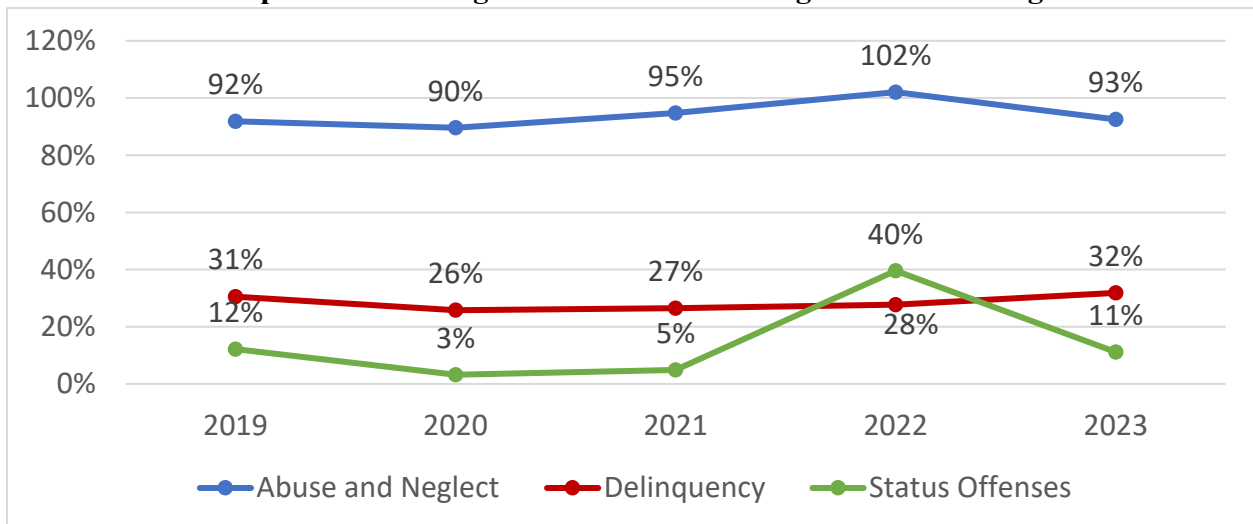
**Graph 45. Referrals**



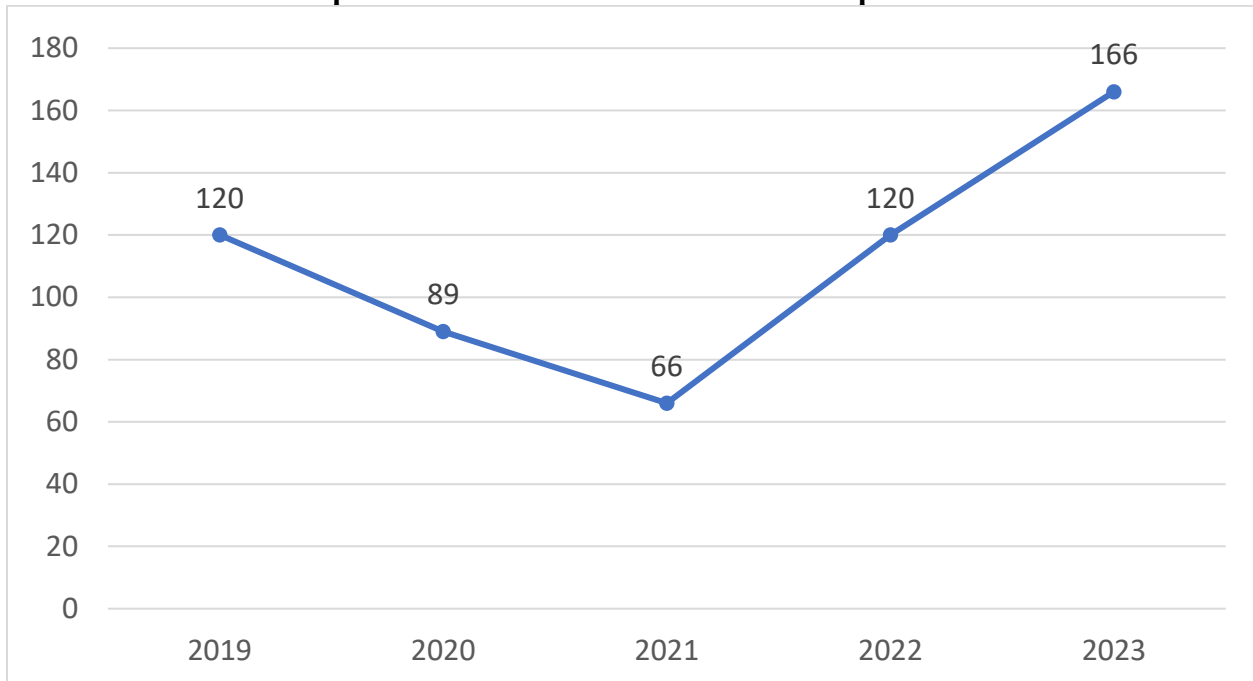
**Graph 46. Formal Filings**



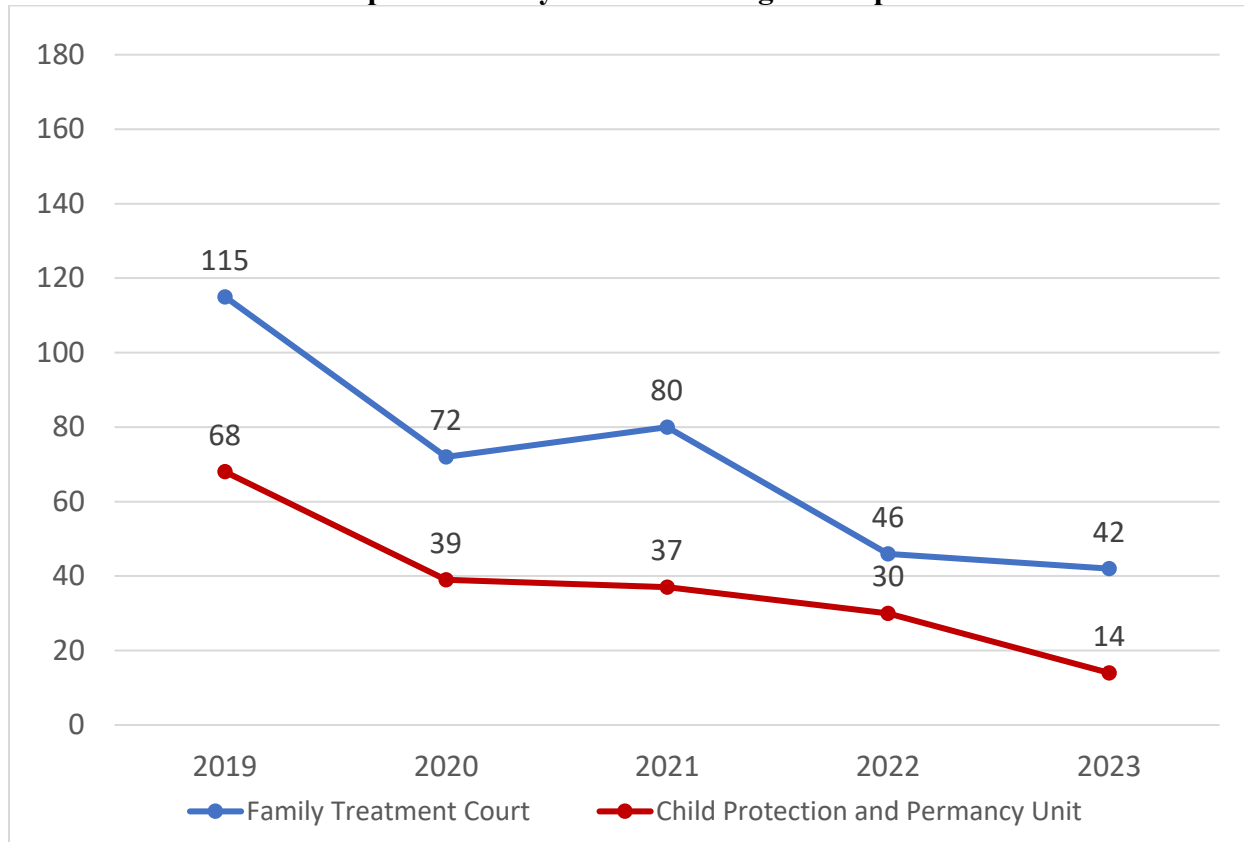
**Graph 47. Percentage of Referrals Resulting in Formal Filings**



**Graph 48. Youth Ordered to Probation Supervision**



**Graph 49. Family Court Entering Participants**



**Graph 50. Family Court Resources Services Programs**

