

STATE OF THE JUDICIARY

2012

16TH JUDICIAL
CIRCUIT COURT OF
JACKSON COUNTY,
MISSOURI



COURT ADMINISTRATOR'S MESSAGE

Aside from the filing of more than sixty-seven thousand new cases in this circuit, 2012 brought many changes and challenges to the Circuit Court of Jackson County. Despite these challenges, the Court continued to perform its critical functions of resolving disputes and providing access to justice in an effective and efficient manner which it was able to do because of a dedicated, hard-working, and professional judiciary and staff. I am very proud of the entire staff for the manner in which they handled a difficult year while always remaining focused on the mission and the public we serve.

2012 saw changes in judicial leadership when Presiding Judge Charles E. Atwell retired at the end of November and was succeeded by Presiding Judge Marco A. Roldan. We also experienced unanticipated key leadership changes in court administration. The Court Administrator departed in July and was replaced by the Deputy Court Administrator/Family Court. Along with the change in the Court Administrator came changes in the Budget Officer and Court Services Director at Circuit Court. The changes impacted Family Court when the Juvenile Officer was appointed to replace the Deputy Court Administrator/Family Court, and eventually, the Assistant Director of Legal Services became the Juvenile Officer.

Despite the many changes and challenges, the Family Court's three large residential facilities (Juvenile Detention, McCune Community Residential Center, and Hilltop Community Residential Center) achieved outstanding results during their accreditation audits in February 2012 and were re-accredited for three years by the American Correctional Association. All the while, the Circuit Court staff continued preparing for the implementation of Missouri e-Filing, never missing a beat. This type of performance during times of uncertainty and change speaks directly to the quality of staff the Court enjoys.

Unfortunately we also experienced loss in 2012. Because of budget challenges and partly because of the success of the Family Court's juvenile detention reform efforts, 2012 saw the closing of the Court's historic McCune facility, the only accredited secure residential facility for adolescent boys in the State of Missouri. Nevertheless, Family Court has redirected available resources and energies to better serve youth and families on the "front-end" using diversion programs and evidence based family treatment models and continues to be on the leading edge of family and juvenile justice. The Court remains extremely proud of the work of its Family Court.

The Court is a complex and diverse organization which, in addition to serving as the general jurisdiction state trial court for the County continues to provide a multitude of programs and services to the citizens of Jackson County. The Court consists of four working courthouses and many support and residential facilities. We employ 735 full time employees, including thirty-six judicial officers, and approximately 40 temporary and seasonal employees in providing various functions and facilities twenty-four hours per day, seven days per week.


As indicated by the figures and narrative of this report, the Court has experienced two trends which impact nearly every aspect of the Court. Those trends involve case filing and processing methods and workload distribution.

The first major trend is the method of case filing and processing with the move toward electronic filing. The Court spent much of 2012 preparing for e-Filing in the civil area. Electronic filing for civil cases was successfully implemented in March 2013 making our Court the first large metropolitan court in Missouri to do so. The remainder of 2013 will see e-Filing coming to criminal, probate, and family/juvenile cases. E-filing will bring many benefits to the entire justice system and will improve service to the public with better, more convenient, and timelier access to information regarding cases.

The second trend involves workload distribution, which continues to challenge the Court. Although the total number of cases filed has declined slightly, the number of filings has grown disproportionately in Eastern Jackson County in many case types. To this point, the limitations of the physical space at the Eastern Jackson County Courthouse have not permitted adequate response to the need for additional staff and judicial officers.

Fortunately, the County has appropriated funds to improve the Eastern Jackson County situation. As this report is being published, plans are being drawn by the architectural firm selected by the County to renovate the Eastern Jackson County Courthouse. The plans for renovation include constructing five additional courtrooms, one of which will serve as both the Jury Assembly Room and the Jackson County Municipal Court courtroom. Most County administrative offices will be moved from the Eastern Jackson County Courthouse to the historic Truman Courthouse late in 2013 allowing the expansion for the judiciary. The Court will coordinate closely with County staff in order to assure that the renovation provides improved accessibility and convenience for the public that the Court serves in the eastern portion of Jackson County.

2013 promises to be another busy and challenging year as we continue to improve our programs and services, complete the implementation of electronic filing across the entire Court, and prepare for the renovation of the Eastern Jackson County Courthouse. I join the entire Court staff in looking forward to meeting those challenges and continuing to “Serve the Community through the Rule of Law” as this Court has done for more than 180 years!



Jeffrey A. Eisenbeis
Court Administrator

Table of Contents

Divisions5

Courtwide Filings 6

Civil7

 Civil Circuit and Associate Civil Circuit..... 8

 Domestic Relations and Domestic Violence.....12

 Time Standards..... 15

Criminal16

 Circuit and Assoc. Circuit Felonies and Misdemeanors 17

 Traffic and Municipal Appeals.....20

 Drug Court..... ..22

 Time Standards..... 24

Probate.....25

Family Court..... 28

Unit of Service and Judgment Enforcement.....31

Jury..... 34

16th Circuit and St Louis Comparisons.....36

16TH JUDICIAL CIRCUIT

Presiding Judge

Division 1
Division 2
Division 3
Division 4
Division 5
Division 6
Division 7
Division 8
Division 9
Division 10
Division 11
Division 12
Division 13
Division 14
Division 15
Division 16
Division 17
Division 18
Division 19

Division 25
Division 26
Division 27
Division 28
Division 29
Division 30
Division 31
Division 32
Division 33
Division 40
Division 41
Division 42
Division 43
Division 44
Division 50

Court Administrator
Deputy Court Admin./Family Court Services
Deputy Court Admin./Legal Counsel
Deputy Court Admin./Jury Supervisor

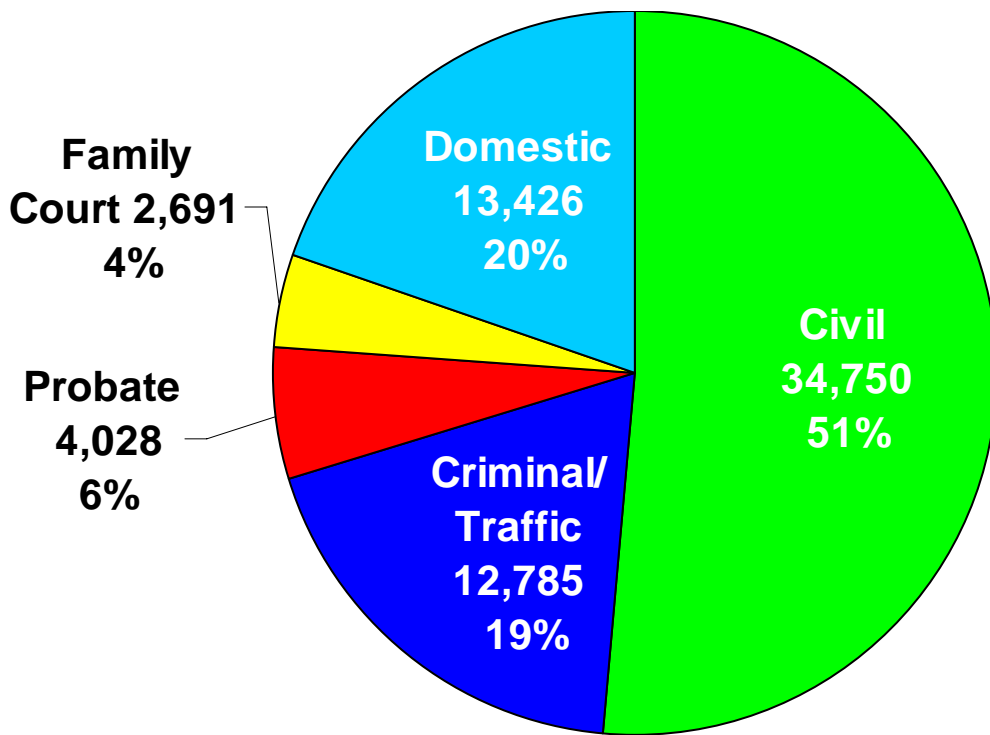
Circuit Judge Marco Roldan
Circuit Judge Sandra C. Midkiff
Circuit Judge Michael Manners
Circuit Judge David M. Byrn
Circuit Judge Justine E. Del Muro
Circuit Judge James F. Kanatzar
Circuit Judge J. Dale Youngs
Circuit Judge Ann Mesle
Circuit Judge Peggy S. McGraw
Circuit Judge Joel P. Fahnestock
Circuit Judge Patrick W. Campbell
Circuit Judge W. Brent Powell
Circuit Judge Edith L. Messina
Circuit Judge Charles H. McKenzie
Circuit Judge John Torrence
Circuit Judge Robert M. Schieber
Circuit Judge Marco Roldan
Circuit Judge Jack R. Grate
Circuit Judge Kevin D. Harrell
Circuit Judge Kathleen A. Forsyth
Commissioner Daniel P. Wheeler
Dep. Commissioner S. Margene Burnett

Associate Circuit Judge Richard T. Standridge
Associate Circuit Judge Kenneth R. Garrett III
Associate Circuit Judge Gregory B. Gillis
Associate Circuit Judge Vernon E. Scoville III
Associate Circuit Judge Margaret L. Sauer
Associate Circuit Judge Twila K. Rigby
Associate Circuit Judge Mary F. Weir
Associate Circuit Judge Robert L. Trout
Associate Circuit Judge Jeffrey Bushur
Commissioner Geoffrey Allen
Commissioner Martina L. Peterson
Commissioner Sherrill L. Rosen
Commissioner Susan E. Long
Commissioner Molly Merrigan
Commissioner David J. Fry

Jeff Eisenbeis
Mary A. Marquez
Harlene J. Hipsh
Tracy L. Smedley

2012

COURT FILINGS



During 2012, the Civil Records Department established electronic case files for all new filings and continued to prepare for introduction of electronic filing by the Missouri Bar.

Workflow was conducted throughout the year in weekly meetings. Initially current flow was mapped and then modified, as needed, to accommodate electronic files.

Major resources were devoted to scanning incoming filings from March, 2012. Every pleading was scanned as it came in the door, attached to the docket entry in JIS in an overnight automated process and then checked for readability and accuracy.

Training was developed and held for the personnel of Civil Records and for the Division judges and their staffs.

Judges commenced using e-Bench at a rate of approximately 4 divisions per month. As a new judge or commissioner started e-Bench, no physical case files were prepared for new filings assigned to that division. Only the electronic file was maintained. Additionally any older cases appearing on an e-Bench docket were scanned and attached to docket entries in JIS before the date of the docket. Once the scans were checked, the files were destroyed.

By the Fall of 2012, all civil and domestic divisions had been trained on and were using e-Bench and electronic files.

In late 2012, workflow continued, this time to incorporate the queues to be used for receiving and processing electronic filings from attorneys. Judges and all staff received training on these facilities.

A select group of attorneys specializing in civil and domestic litigation were shown the electronic filing system. Their suggestions were incorporated into sessions later held for attorneys. The training materials on electronic case filing provided by OSCA to attorneys over the internet was promoted in the legal communities. This training was supplemented with sessions held by the Court and designed to make attorneys aware of certain elements of the system customized by the Circuit Court.

From March 25, 2013, all attorneys initiating or representing parties in civil or domestic cases in the Circuit are using electronic filing. As of the time of this report, the court has received more than 24,000 electronic filings. Pro se litigants are still filing paper, but that paper is immediately scanned, and electronic files are being used in all cases, including cases of domestic violence.

Circuit Civil	2008	2011	2012
Filings	3,806	3,439	3,471
Dispositions	3,783	3,579	3,412
Jury Trials	84	62	56
Court Trials	143	127	127
Pending Cases 12/31	3,826	3,074	3,078
Associate Circuit Civil	2008	2011	2012
Filings	37,979	31,205	31,632
Dispositions	38,326	32,541	29,630
Jury Trials	2	1	0
Court Trials	5,367	1,703	1,257
Pending Cases 12/31	11,890	11,890	9,527

Note: Figures for jury trials are captured as recorded in JIS. The trial numbers exclude jury trials that end in settlements, directed verdicts or mistrials.

From 2011 to 2012, the Court saw the following changes in Civil Circuit and Associate Circuit cases:

- Circuit Civil filings increased by 1% court wide, but declined 12% in Independence.
- Circuit Civil dispositions declined 5%.
- The greatest percentage of Circuit Civil filings were again Personal Injury—Vehicular (13.6%) and Breach of Contract (9.7%).
- Associate Circuit Civil filings increased 1.4% court wide and increased 8% in Independence.
- The greatest percentage of Associate Circuit Civil filings were Suits on Account (33.8%) and Breach of Contract (17.1%).

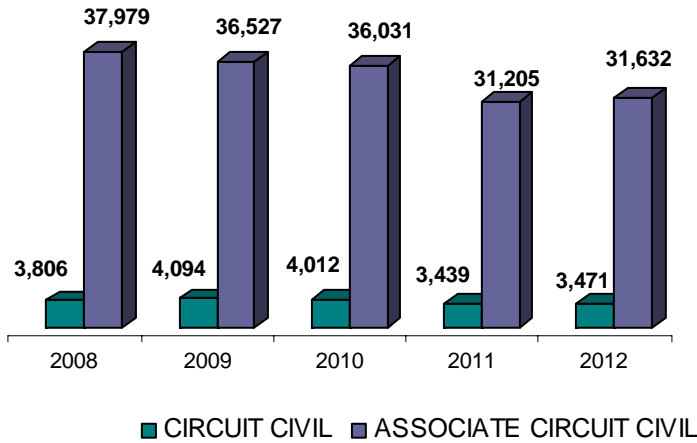
- Circuit Civil and Associate Civil cases each met the State’s 95% time standards for the Missouri fiscal year.

Compared to 2008:

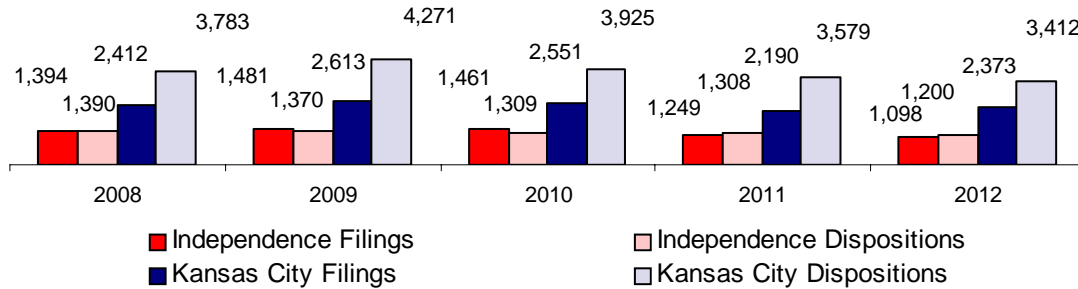
- Circuit Civil filings have declined 9% and Associate Circuit filings have declined 17%.
- Jury trials in Circuit Civil cases have declined by 33%.
- Pending caseloads have declined 20% for Circuit Civil cases and for Associate Circuit cases.

Trends...

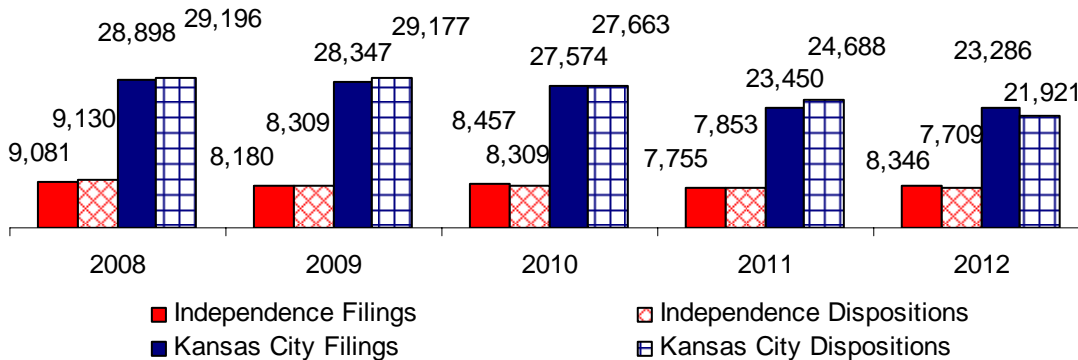
Circuit Civil and Associate Circuit Civil Filings



Circuit Civil Filings and Dispositions



Associate Circuit Civil Filings and Dispositions



NATURE OF ACTION	CIRCUIT CIVIL					%
	2008	2009	2010	2011	2012	
Personal Injury-Vehicular	522	554	514	511	471	13.6%
Breach of Contract	490	479	465	394	338	9.7%
Personl Injury-Other	243	271	336	340	314	9.0%
Other Miscellaneous Actions	236	252	184	192	250	7.2%
Other Tort	252	318	380	237	244	7.0%
Employmnt Discrmntn 213.111	148	176	188	177	235	6.8%
Reg. Foreign Judgment (excl.DR)	153	126	122	96	131	3.8%
Wrongful Death	86	139	100	111	120	3.5%
Quiet Title	89	83	108	77	116	3.3%
Motn, Rules 29.15 or 24.035	146	126	120	105	113	3.3%
Personal Injury-Malpractice	99	110	103	111	93	2.7%
Promissory Note	110	151	125	134	88	2.5%
Other Real Estate Actions	708	106	115	110	86	2.5%
Replevin	126	154	96	88	72	2.1%
CAFA Forfeit 513.600-513.64	71	67	62	54	64	1.8%
Declaratory Judgment	69	77	95	59	64	1.8%
Out of State Witness	59	67	76	61	58	1.7%
Suit on Account	121	109	112	69	58	1.7%
TDN of DOR Decision	84	92	55	58	55	1.6%
Trial de Novo	47	52	52	44	55	1.6%
Small Claims Trial de Novo	67	40	42	52	53	1.5%
Contract-Other	64	55	66	57	51	1.5%
Other Administrative Review	36	52	49	30	44	1.3%
Property Damage	48	40	40	35	40	1.2%
Injunction	38	34	52	27	33	1.0%
Other Extraordinary Remedy	38	45	28	28	29	0.8%
DL Revoc Revw 302.311 RSMo.	33	21	12	19	25	0.7%
Foreclosure	62	27	20	26	21	0.6%
Temporary Restraining Order	13	26	34	15	19	0.5%
Personal Injury-Fed Empl Liability	25	29	29	6	17	0.5%
Personal Injury-Product Liability	20	23	20	10	17	0.5%
Partition	18	13	9	9	16	0.5%
Rent and Possession	4	8	6	5	15	0.4%
Asbestos	18	6	11	9	14	0.4%
Chapter 536 State Agency Review	10	5	13	14	8	0.2%
Limit Driv Priv 302.309 RSMo	9	1	4	4	8	0.2%
Tax Action-Other	24	19	6	2	8	0.2%
Eminent Domain/Condemn	14	14	11	8	7	0.2%
Appl to Enf Mechanics Lien	27	54	38	15	6	0.2%
Specific Performance	8	9	18	10	6	0.2%
Habeas Corpus	9	5	3	7	4	0.1%
Delinquent Taxes	3	55	82	1	2	0.1%
Exception	3	1	0	5	2	0.1%
Will Contest 473.083	2	3	2	3	1	0.0%
Circuit Civil Total	4,173	4,452	4,094	4,003	3,471	100.0%

2012

Trends...

CIVIL CIRCUIT AND ASSOCIATE CIRCUIT

NATURE OF ACTION	Filings					%
	2008	2009	2010	2011	2012	
Suit on Account	12,668	10,246	11,010	10,926	10,698	33.8%
Breach of Contract	7,701	8,834	8,314	5,764	5,400	17.1%
Rent and Possession	5,990	6,477	5,679	5,115	5,031	15.9%
Landlord Complaint	2,492	1,525	2,199	3,034	3,159	10.0%
Unlawful Detainer	2,568	1,645	1,867	1,740	1,625	5.1%
Promissory Note	1,502	1,341	1,348	1,317	1,406	4.4%
Small Claims over \$100	1,397	1,291	1,207	1,074	1,229	3.9%
Delinquent Tax	738	1,774	1,682	974	765	2.4%
Refus Breath 302.750/577.04	580	593	594	579	542	1.7%
Property Damage	354	562	611	548	516	1.6%
Reg of Foreign Judgment	555	640	392	334	334	1.1%
Contract-Other	476	545	406	296	244	0.8%
Misc Associate Civil-Other	278	268	113	128	142	0.4%
Replevin	114	140	119	101	135	0.4%
Pers Injury-Vehicular	106	85	84	68	117	0.4%
Other Tort	216	245	131	39	68	0.2%
Quiet Title	18	27	34	40	39	0.1%
Declaratory Judgment	3	6	25	28	36	0.1%
Limit Driving Priv 302.309 RSMo	29	29	21	28	26	0.1%
Expunge Arrest Record	12	22	28	24	24	0.1%
DL Revoc Revw 302.311RSMo.	57	78	58	40	23	0.1%
Gun Permit Appeal	2	17	14	22	22	0.1%
Other Administrative Review	61	79	29	17	19	0.1%
Pers Injury-Other	26	21	22	7	17	0.1%
Other Real Estate Actions	37	37	44	29	15	0.0%
Associate Circuit Civil Total	37,980	36,527	36,031	32,272	31,632	100.0%

From 2011 to 2012, the following changes occurred in Domestic cases:

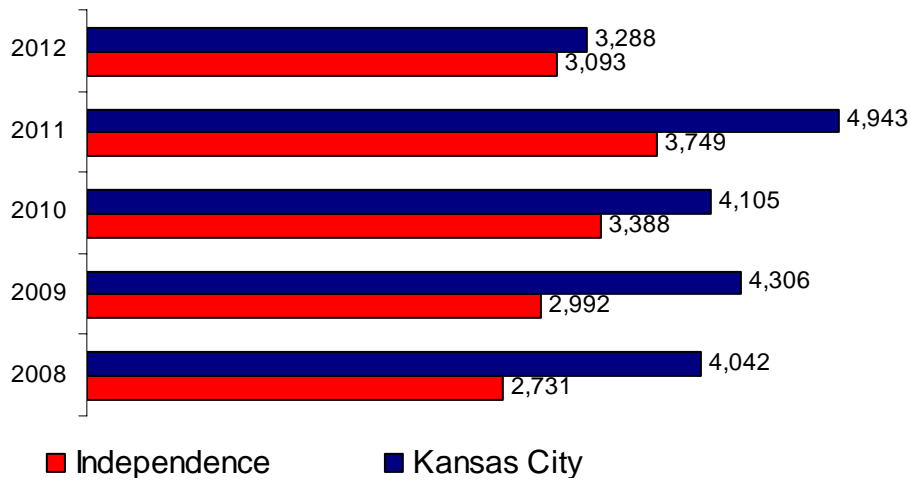
- After increasing by 16% in 2011, filings declined 27% for Domestic Relations cases.
- Pro se filings for dissolutions with children were 22% of all dissolutions with children filed. For dissolutions without children, 34% were filed without an attorney.
- Domestic Relations cases met the State's 95% time standards for the fiscal year.
- Filings of Domestic Violence cases rose 1%.
- 4,844 ex parte orders of protections and 1,400 full orders of protection were granted in 2012, a decrease of 3% and 8%, respectively.

From 2008 to 2012, in Domestic cases:

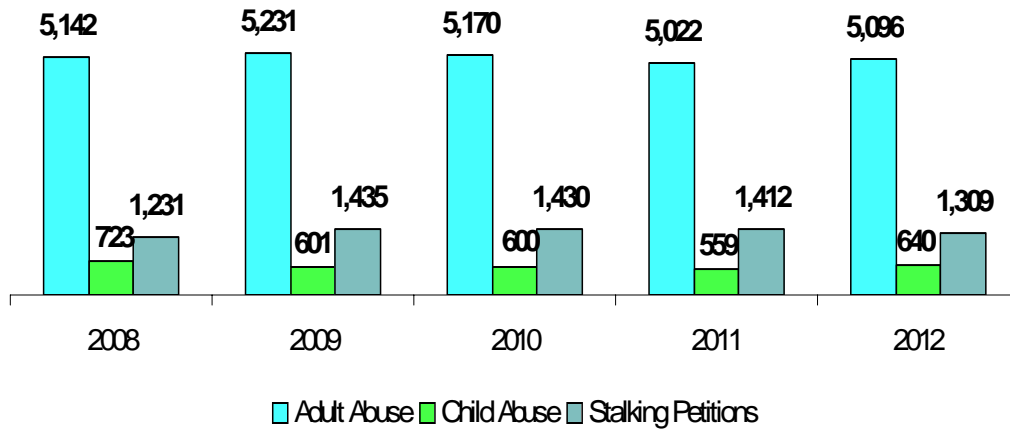
- Filings for Domestic Violence dropped 4% , and other Domestic Relations case filings dropped 6%.
- Ex parte orders of protection were issued in about 64% of the Domestic Violence cases filed in 2008 compared to 69% of the cases filed in 2012.
- Full orders of protection entered in about 21% of Domestic Violence cases in 2008, were entered in about 20% of the 2012 cases filed.
- In 2008, pro se filings in dissolutions without children were only 26% of filings, and pro se filings in dissolutions with children were only 18% of filings. In 2012 the percentages are 34% and 22%, respectively.

Domestic Relations	2008	2011	2012
Filings	6,773	8,692	8,692
Dispositions	6,591	6,824	6,824
Court Trials	1,137	790	790
Pending Cases 12/31	4,471	4,338	4,338
Domestic Violence	2008	2011	2012
Filings	7,362	6,993	7,045
Dispositions	7,464	6,891	7,069
Ex Parte Orders of Protection	4,742	5,005	4,844
Full Orders of Protection	1,573	1,522	1,400
Pending Cases 12/31	377	554	491

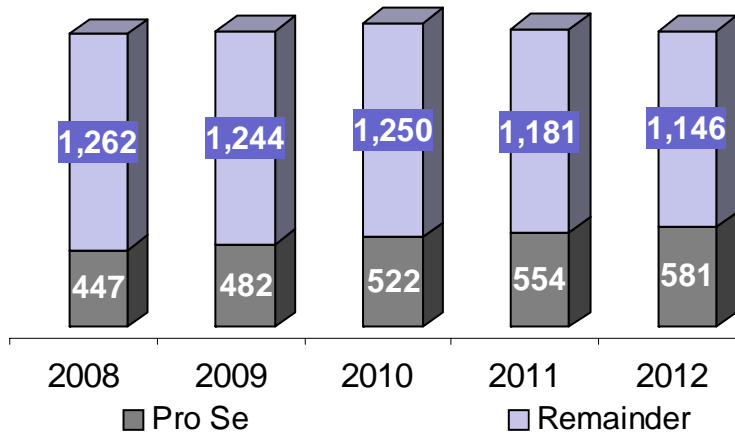
Domestic Relations Filings



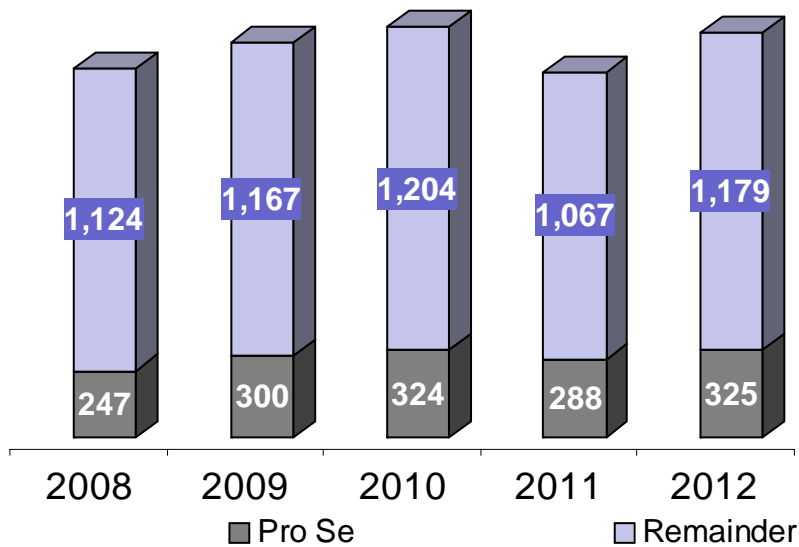
Domestic Violence Filings by Category



Pro Se Filings --- Dissolutions without Children

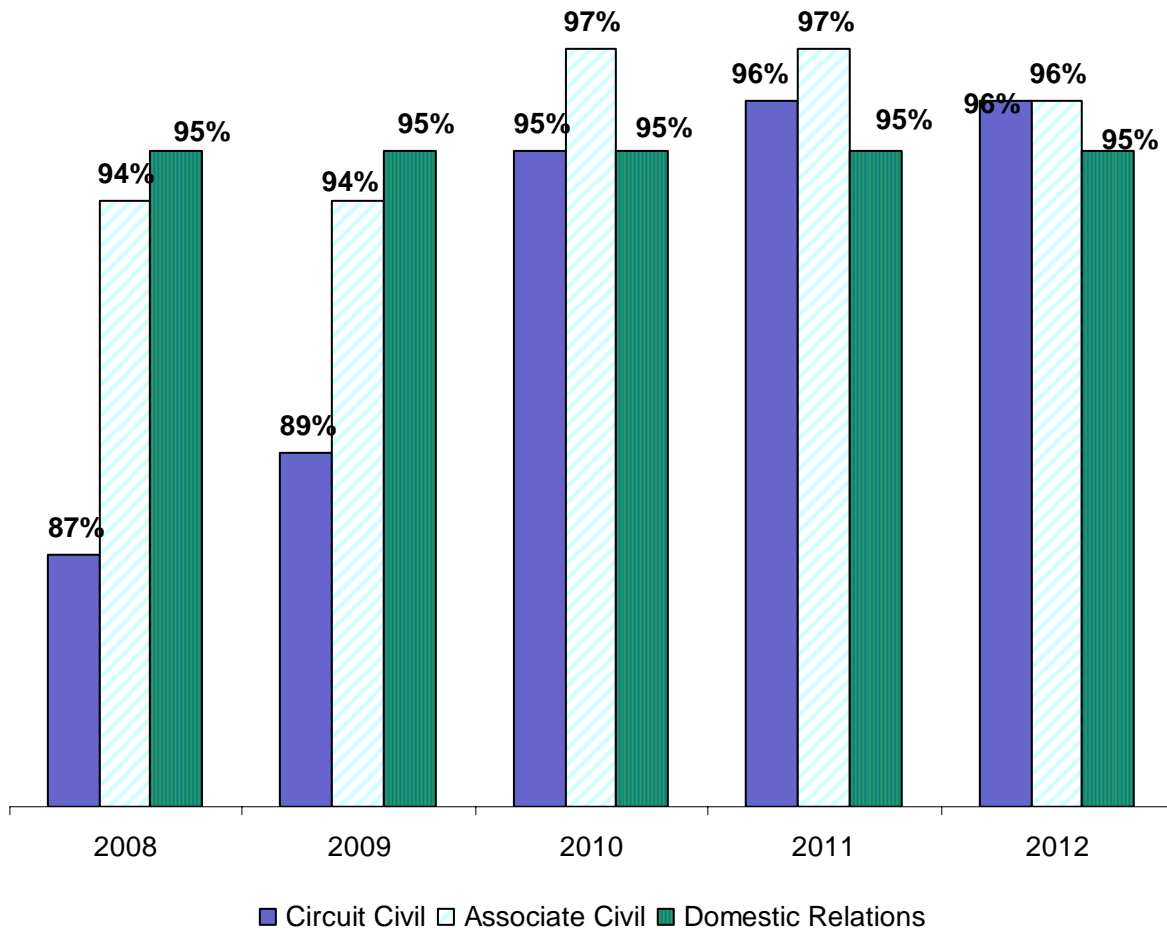


Pro Se Filings --- Dissolutions with Children



Time Standards

The statewide time standard for Circuit Civil cases states that 95% of cases be disposed within 30 months. For Associate Circuit Civil and Domestic Relations cases, the standards are for 95% to be disposed within 12 months and 14 months, respectively. The chart below illustrates the percentages of 16th Circuit cases meeting these standards.



Note that the years shown are fiscal years of the State of Missouri which start July 1 of the preceding year and continue through June 30 of the year shown.

During 2012, the Criminal Records Department continued to prepare for the introduction of the Missouri e-Filing System. This effort included scanning case files for cases filed after January 1, 2011, and back scanning older files as time allowed.

The Missouri e-Filing System assumes the use of an electronic transfer from the database of the Prosecuting Attorney to initiate a new case. Multiple systems are in use by PA's throughout the State. The Jackson County Prosecuting Attorney uses a system called Karpel. Because the system has not been upgraded, the transmittal link to JIS is not fully functional. This has meant that initiating documents must continue to be filed in paper form and later scanned by Criminal Records upon receipt.

During 2012, Criminal Records implemented electronic case management for search warrants. Although paper documents are still filed, the documents are immediately scanned and prepared for destruction without creation of a physical case file.

In conjunction with the Fiscal office, Criminal Records launched an extensive project to reconcile unresolved criminal financial data. As part of this project, hundreds of cases were prepared for payment plans or submission as unclaimed property. Those outstanding costs eligible for write-off under administrative order were identified.

Finally, the continuing growth in criminal filings in eastern Jackson County created an ongoing need to assess staffing and workflow in the Independence office so as to keep up with the increased volume of filings in Independence.

FELONIES	2008	2011	2012
Filings	4,642	4,495	4,536
Dispositions	4,945	4,271	4,182
Jury Trials	62	41	33
Court Trials	15	18	15
Pending 12/31	5,938	5,407	5,628

MISDEMEANORS	2008	2011	2012
Filings	5,561	3,594	3,533
Dispositions	5,608	3,761	3,695
Court Trials	38	15	19
Pending 12/31	6,935	5,961	5,719

SEARCH WARRANTS	2008	2011	2012
Filings	N/A	1,234	1,465
Dispositions	N/A	1,223	1,451

Note: Figures for jury trials are captured as recorded in JIS. The trial numbers exclude jury trials that end in settlements, directed verdicts or mistrials.

Comparing 2012 to 2011:

- Felony filings increased 1% court wide, but 12% in Independence.
- Misdemeanor filings decreased 2%.
- Dispositions in both felony and misdemeanor cases dropped 2%.
- Jury trials of felonies continued to fall, 20% lower than in 2011.
- Bench trials of felonies fell 17%, but bench trials of misdemeanor cases rose 27%.

- Clearance rates (ratio of dispositions to filings) in 2012 were 92% for felonies and 105% for misdemeanors. In 2011, the rate was the same for misdemeanors, but was 95% for felonies.

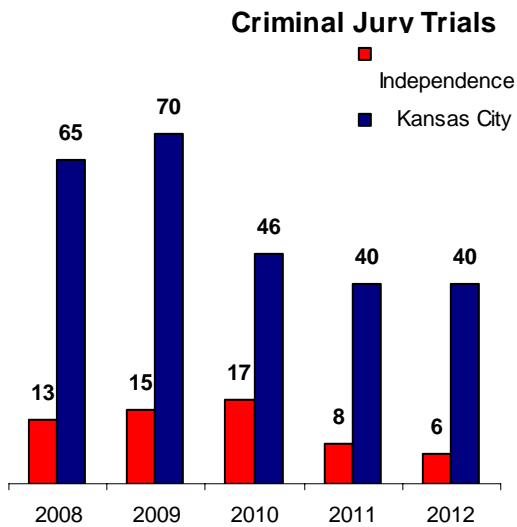
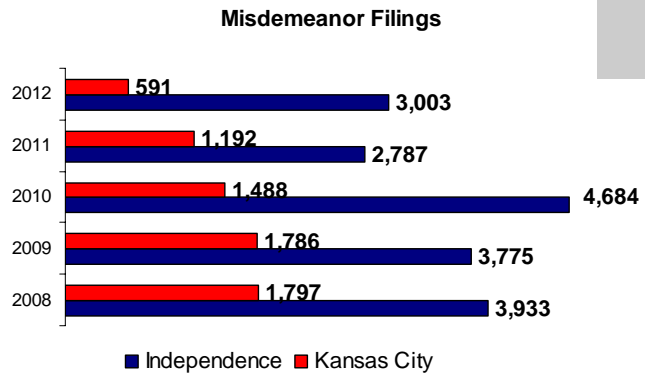
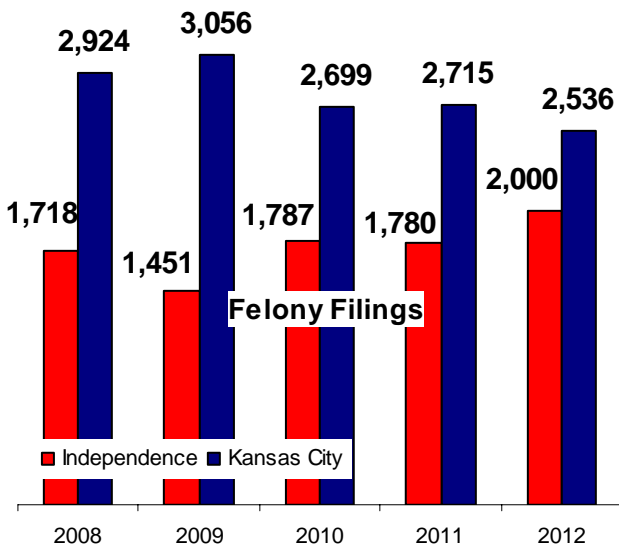
- 20% of all felonies filed in 2012 are for possession of a controlled substance.

- 23% of all misdemeanors filed in 2012 were for failure to maintain insurance, 13% for driving while a license is revoked or suspended.

- 19% more search warrants were issued and returned.

Comparing 2012 to 2008:

- Felony filings have fallen 2% court wide, but have risen 16% in Independence.
- Misdemeanor filings have fallen 36%.
- Jury trials in felony cases have declined 47%
- Bench trials in felonies are unchanged.



2012		
ASSOCIATE FELONY FILINGS --- BY CHARGE	#Cases	%
Possess Controlled Substance	909	20%
Burglary 2nd Degree	362	8%
Theft/Stealing > \$500 < \$25000	296	7%
Passing Bad Check \$500 Or >	233	5%
Tamper - 1st / Motr Veh	220	5%
Dwi--Alcohol--Persistent Offen	213	5%
Forgery	195	4%
Dst/Del/Mn/Atmpt To/Poss W/Int	152	3%
DWR/DWS	127	3%
Unlawful Use Weapon-sub 1-4	127	3%
Dwi-Alcohol Aggrvatd Offndr	126	3%
Robbery 1st Degree	117	3%
Dom Aslt- 2nd Deg	109	2%
Receiving Stolen Property	100	2%
Resist Arrest/Detent/Stop	75	2%
Burglary 1st Degree	69	2%
Assault 1st Deg-Serious Injury	66	1%
Dwi-Alcohol Chronic Offndr	54	1%
Traf Drg/Atmpt Trf Drg-2nd Deg	48	1%
Murder 2nd Degree	44	1%
Assault 1st Degree	40	1%
Assault 2nd Degree	38	1%
Robbery 2nd Degree	38	1%
Stealing A Motor Vehicle	37	1%
Fraud-Attempt/Obtain Contr Sub	36	1%
Fugitive From Out Of State	32	1%
Thft/Steal Crdt Crd/Ltr Crdt	30	1%
Property Damage 1st Degree	29	1%
Possession Of Firearm	25	1%
Remaining Cases and Charge Codes	590	13%
	4,537	

2012		
ASSOCIATE MISDEMEANOR FILINGS --- BY CHARGE	#Cases	%
Fail Maintn FinancI RespsnbIty	802	23%
DWR/DWS - 1st Offense	457	13%
Dwi--Alcohol	352	10%
Failure To Register Motor Veh	348	10%
Op Othrs MV W/ No FinancI Resp	254	7%
Oper MV W/O Valid DL - 1st Off	209	6%
Oper Veh Wth Poor Brakes	189	5%
DWR/DWS - 2nd Or Subsqt Offens	144	4%
Pass Bad Check < \$500	90	3%
Possess Up To 35 Grms Marijuan	66	2%
Dwi--Alcohol--Prior Offender	61	2%
Trespassing-2nd Degree	61	2%
Violate Adult Protection Order	52	1%
Unlawfl Use Of Drug ParphrnIia	47	1%
Non-Support	40	1%
Trespass-1st Degree	30	1%
False Id Gambling 1st Offence	21	1%
Theft/Stealing-Value < \$500	21	1%
Dwi--Drug Intoxication	20	1%
Left Scene Of Mtr Veh Accident	19	1%
Remaining Cases and Charge Codes	250	7%
	3,533	

TRAFFIC	2008	2011	2012
Filings	4,947	3,276	4,199
Dispositions	5,340	2,937	3,908
MUNICIPAL APPEALS	2008	2011	2012
Filings	490	238	321
Dispositions	479	252	304
Jury Trials	2	6	3
Court Trials	25	21	14

Note: Figures for jury trials are captured as recorded in JIS. The trial numbers exclude jury trials that end in settlements, directed verdicts or mistrials.

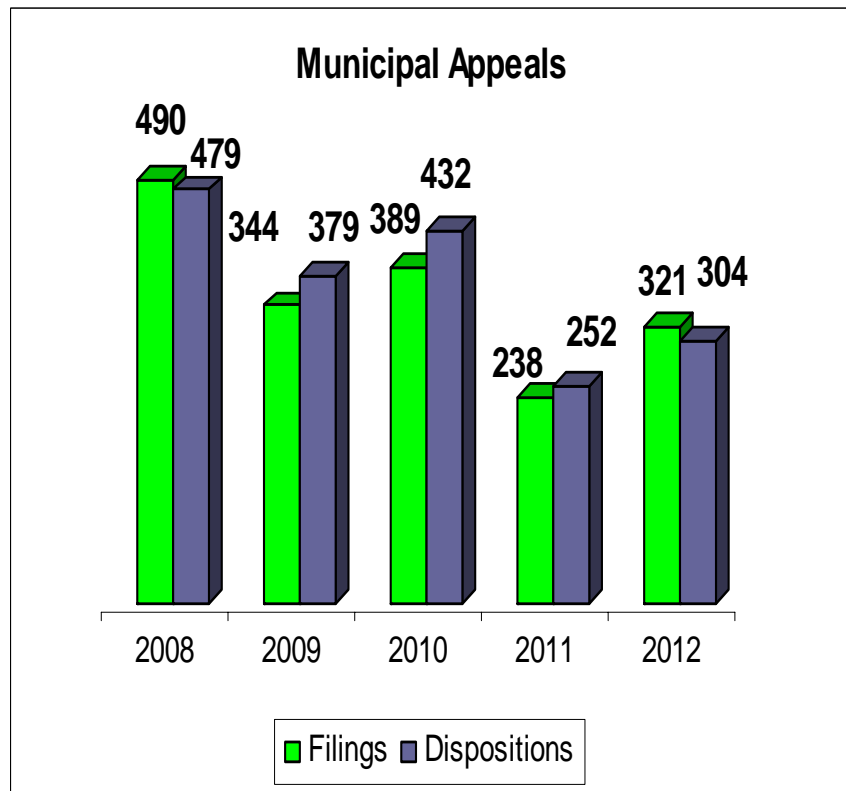
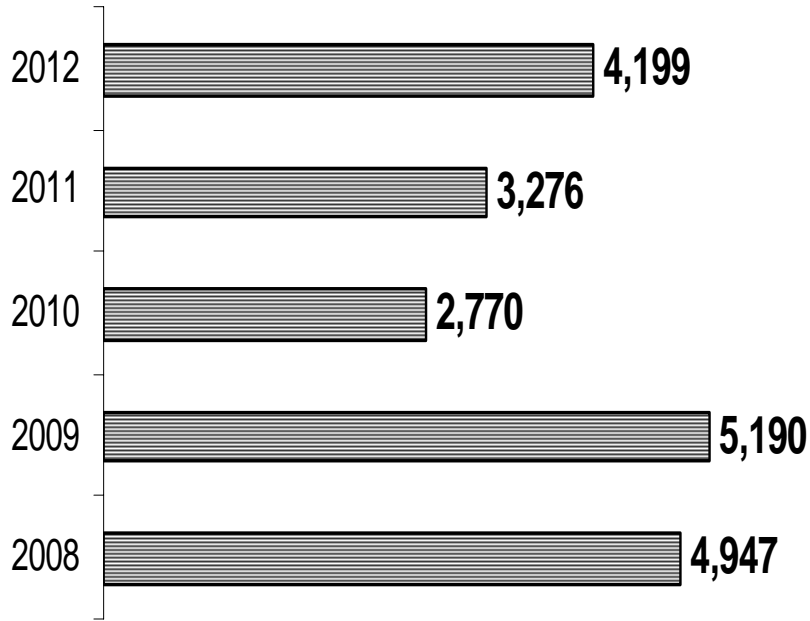
Comparing 2012 to 2011:

- Traffic filings increased 28%.
- Dispositions in Traffic cases increased by 33%.
- Pending Traffic cases rose 6% at the end of 2012 as compared to year end 2011.
- Municipal Appeals filings rose by 35% court wide, a 60% increase in Kansas City filings.
- Dispositions of Municipal Appeals increased by 21% court wide with a 37% increase in Kansas City.
- There were 26% fewer Municipal Appeals pending on December 31, 2012.

Comparing 2012 to 2008:

- Traffic filings have decreased 15%.
- Filings of Municipal Appeals have fallen 34%.
- Jury trials in Municipal Appeals are stable.
- Bench trials of Municipal Appeals have decreased 44%.

Traffic Filings



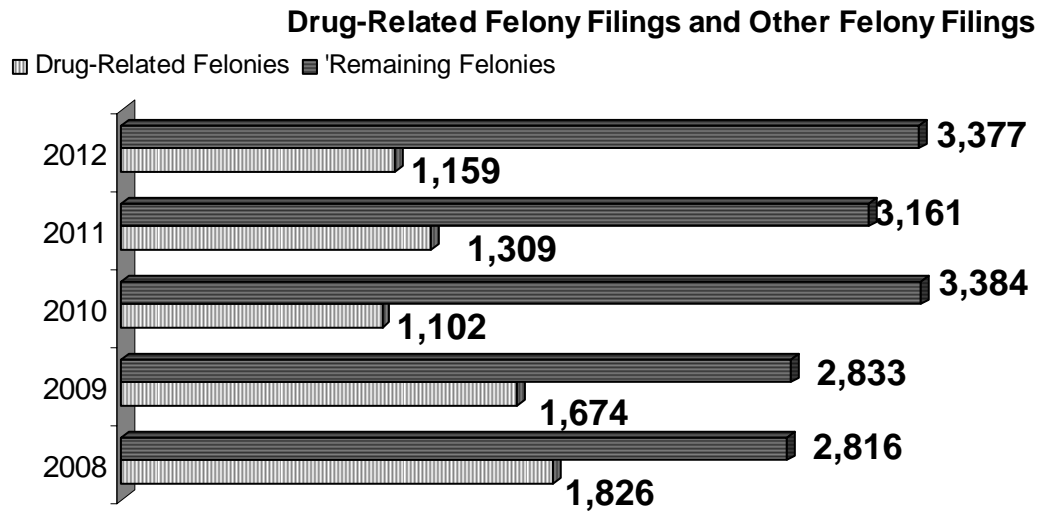
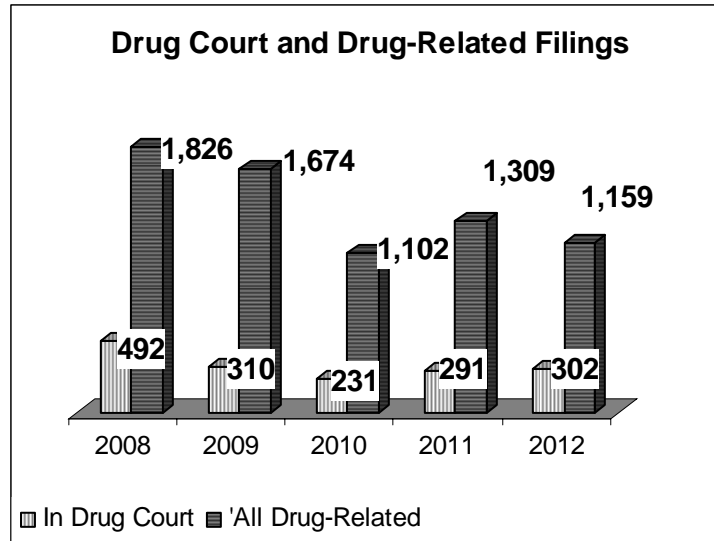
DRUG COURT CASES/DRUG-RELATED CASES			
	2008	2011	2012
Filings In Drug Court Division	492	291	302
Cases Filed with Drug Charges Courtwide	1,826	1,309	1,159
	27%	22%	26%
CASE ACTIVITY			
Defendants Successfully Completing	182	139	143
Defendants Leaving Program	48	30	33
Defendants Terminated	249	67	43
Total Disposed By Drug Court	479	236	219
Cases w/ Drug Charges Disposed Courtwide	1,626	1,280	1,095
PENDING ON DECEMBER 31ST			
	717	451	525

Comparing 2012 to 2011:

- Filings in Drug Court increased 4%.
- The number of cases filed with drug charges in the Circuit decreased by 11%, but the percentage of cases filed with drug charges that were then transferred to the Drug Court increased from 22% to 26%.
- 3% more defendants successfully completed Drug Court diversion; however, 10% more defendants chose to leave diversion without completing a program.
- There were 16% more defendants in Drug Court at the end of 2012.

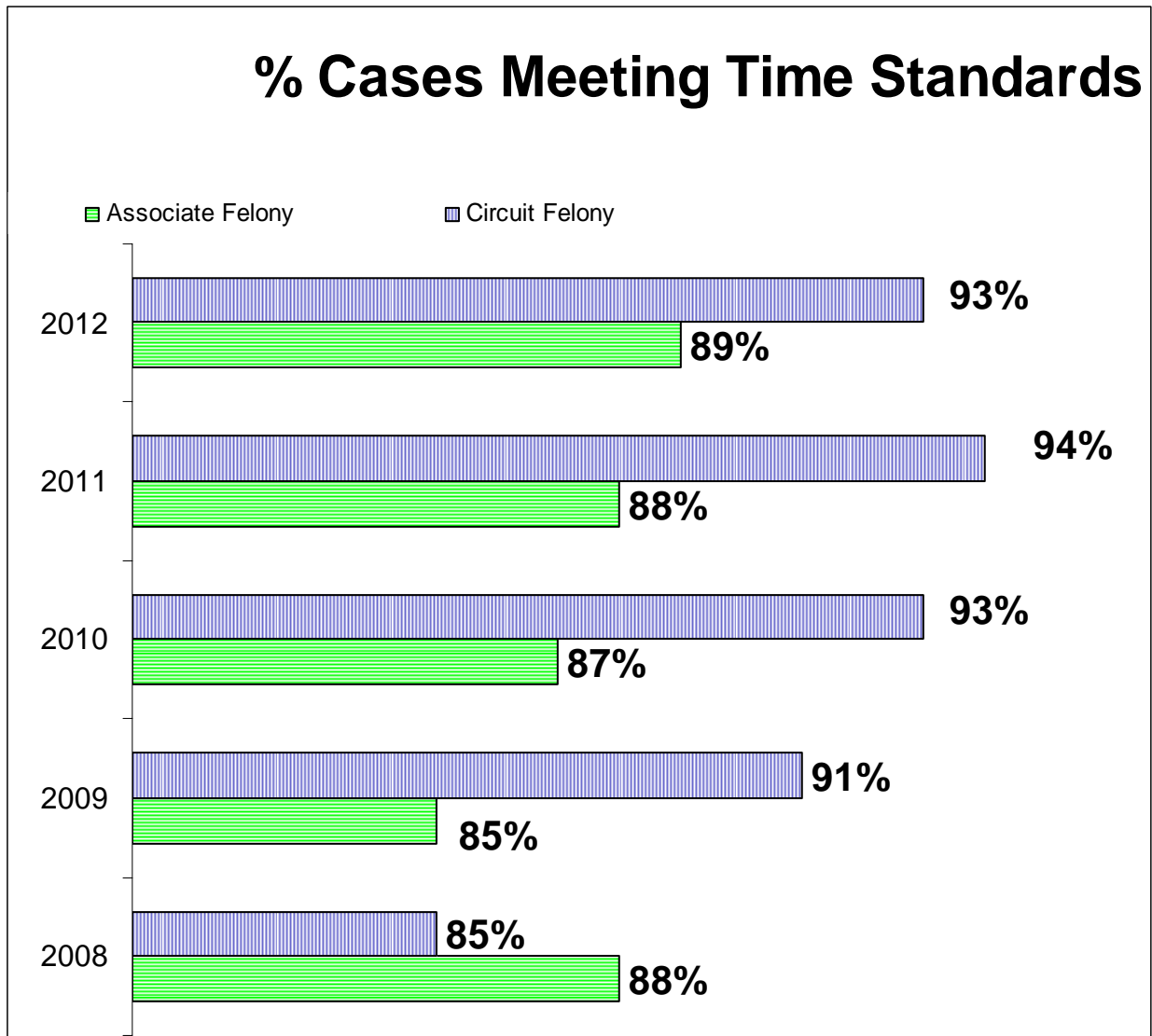
Comparing 2012 to 2008:

- 39% fewer cases were filed in Drug Court.
- There were 37% fewer cases filed with drug charges in the Circuit.
- 21% fewer defendants successfully completed Drug Court diversion.
- 27% fewer defendants were in Drug Court diversion at the end of 2012.



Time Standards

The statewide time standard for Circuit Felony cases states that 95% of cases be disposed within 14 months. For Associate Felonies, the standard is 95% disposed within 8 months. The chart below illustrates the percentages of 16th Circuit cases meeting these standards.



Note that the years shown are fiscal years of the State of Missouri which start July 1 of the preceding year and continue through June 30 of the year shown.

Filings	2008	2011	2012
Decedent Estates	496	489	482
Guardianships-Incapacitated	313	376	355
Guardianships-Minors	583	521	583
Involuntary Detention	315	196	173
Sexually Violent Predators	4	6	5
Total Filings	1,711	1,588	1,598
Dispositions			
Decedent Estates	566	540	408
Guardianships-Incapacitated	264	295	215
Guardianships-Minors	368	528	405
Involuntary Detention	259	191	166
Sexually Violent Predators --- Probable Cause Petitions	2	12	1
Total Dispositions	1,459	1,566	1,195
Pending 12/31	6,850	6,961	7,332
Other Probate Activity	2008	2011	2012
Abbreviated Probate Matters	1,319	1,206	1,231
Mental Health Matters	1,155	1,033	1,310
Total	2,474	2,239	2,541

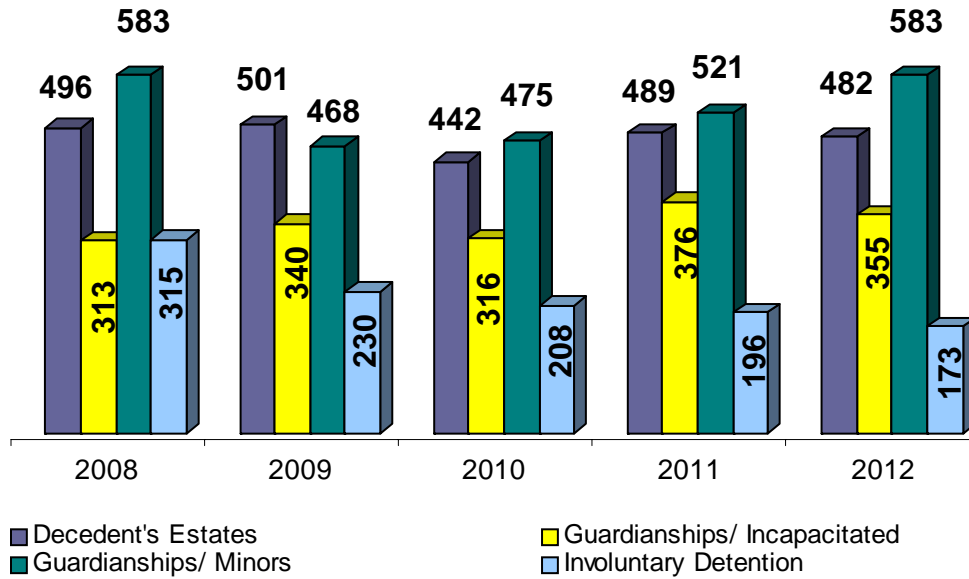
Comparing probate numbers for 2012 to 2011:

- Filings increased 1% court wide with regard to estates, guardianships, involuntary detentions and sexually violent predator filings as a group.
- Guardianship filings increased 5% offsetting decreased filings in other categories.
- Filings increased by 7% in Independence.
- Dispositions fell 24%, and 5% more cases were pending at the end of 2012.

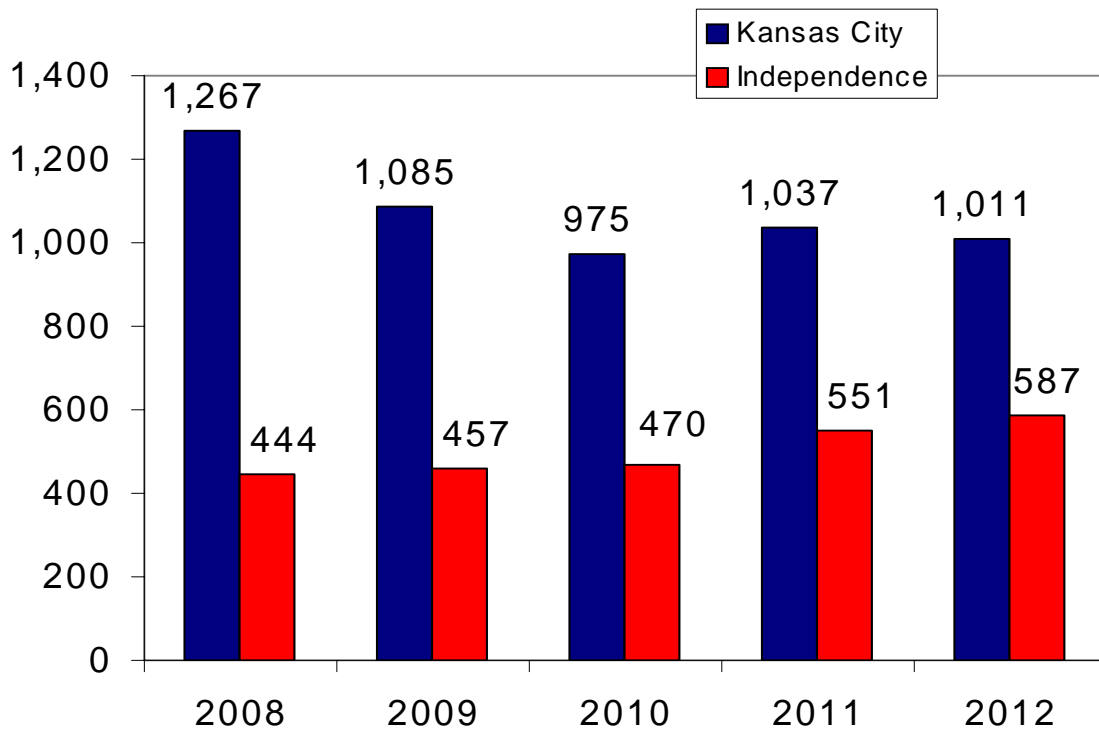
Comparing probate numbers for 2012 to 2008:

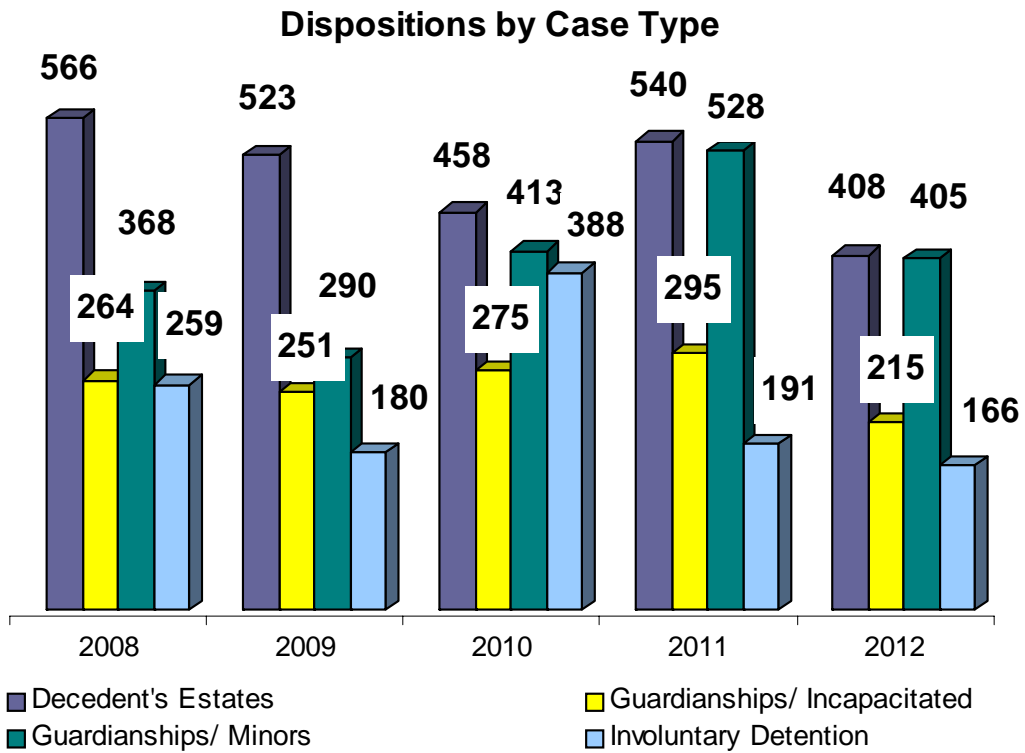
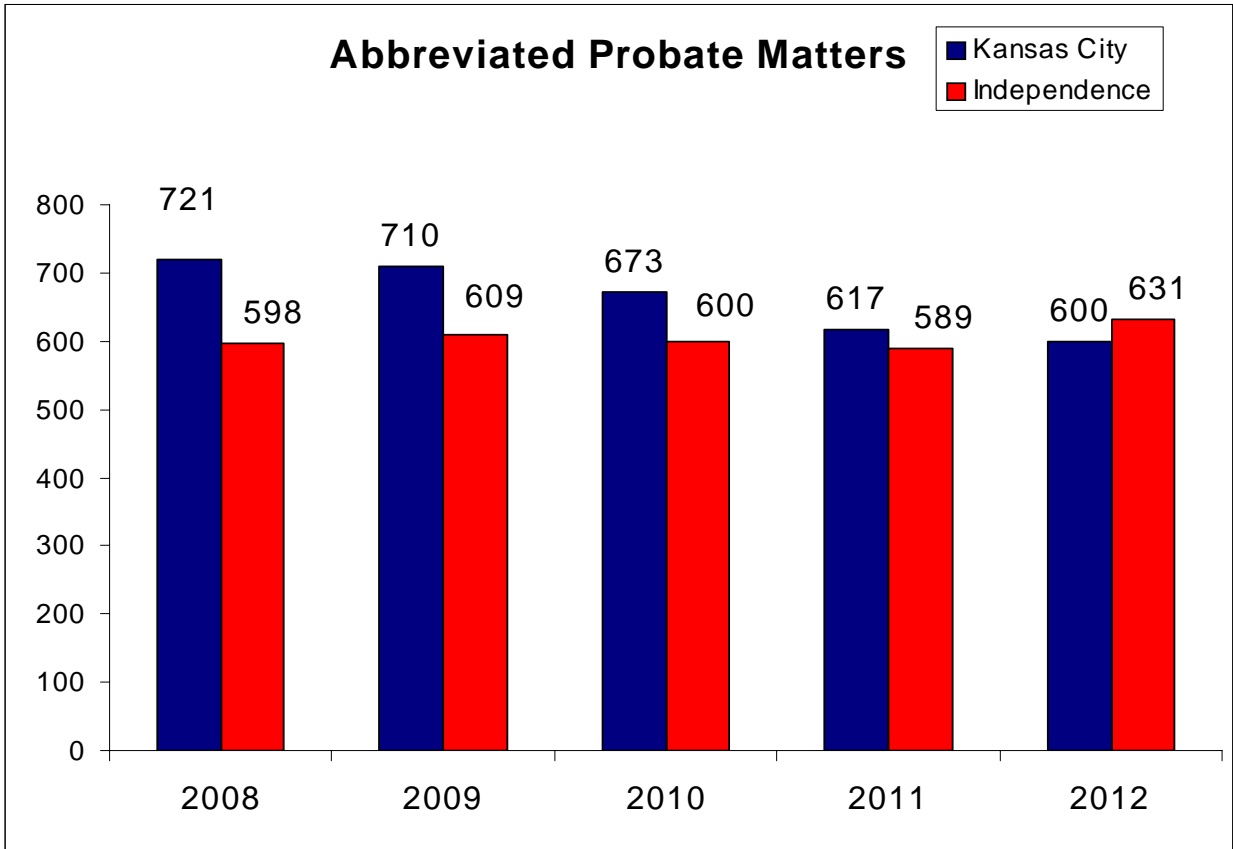
- Court wide filings fell 7% in estates, guardianships, involuntary detentions and sexually violent predators, but increased 32% in Independence.
- Pending estate, guardianship, involuntary detentions and sexually violent predator cases increased 7%.
- Filings in abbreviated probate matters decreased by 7% court wide, but increased 6% in Independence where 51% of all abbreviated probate matters are now filed.

Filings by Case Type



Probate Filings (Estates, Guardianships, Mental Health Petitions)





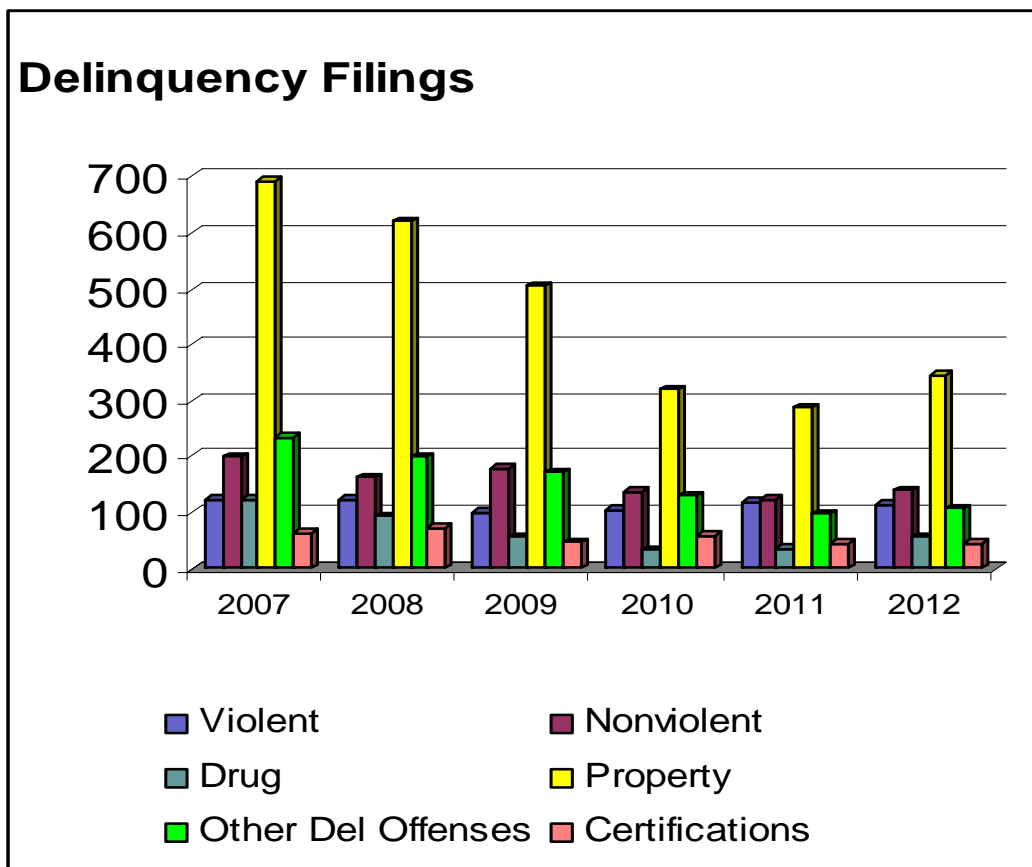
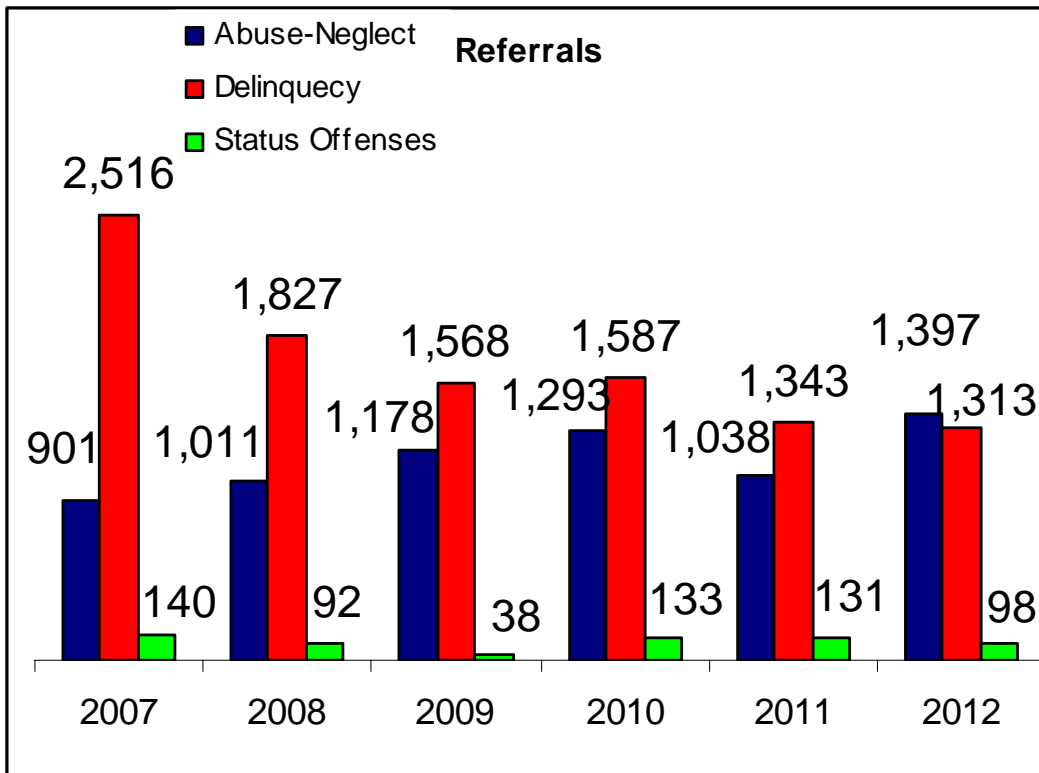
Referrals	2008	2011	2012
Abuse -Neglect	1,011	1,038	1,397
Delinquency	1,827	1,343	1,313
Status Offenses	92	131	98
Delinquency Filings			
Violent	123	119	115
Nonviolent	163	122	140
Drug	94	35	57
Property	620	288	346
Other Delinquency Offenses	199	97	107
Certifications	71	45	45
Other Filings			
Abuse -Neglect	926	929	1,222
Status Offenses	104	36	59
Adoptions	336	337	416
Terminate Parental Rights	102	144	180
Youth Placed in Residential			
Hilltop	79	45	29
McCune	58	40	25
Programs and Services			
Field Services Cases Assigned	685	448	289
Mediation	396	431	471
Actual Visits/ Exchanges	812	1,380	1,563
Parent Awareness	2,736	2,391	2,626
Prevention & Diversion	1,330	972	846

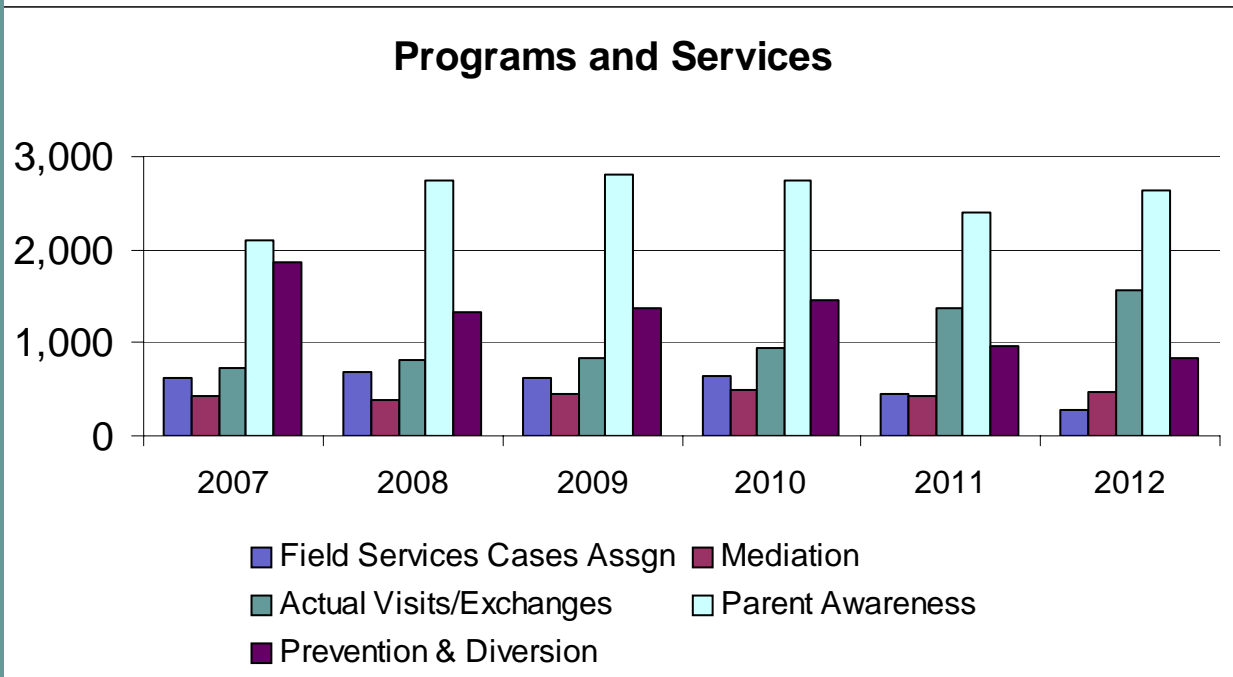
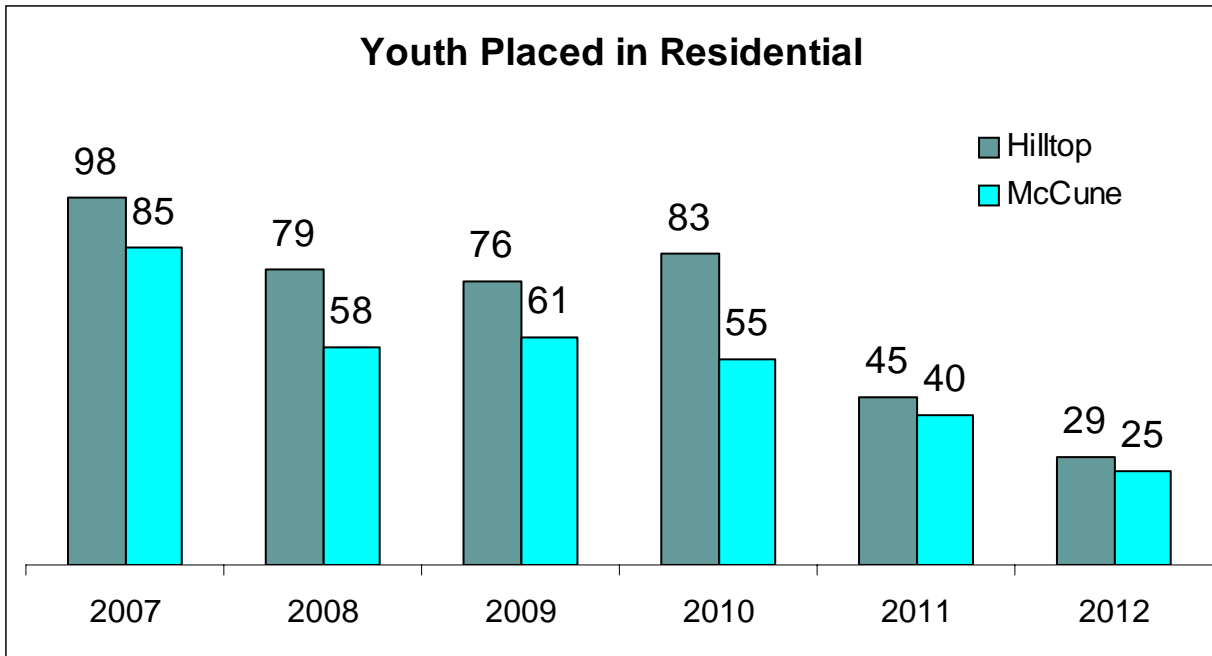
Comparing family court numbers for 2012 to 2011:

- There was a 35% increase in referrals for abuse and neglect, 12% increase for all referrals.
- Adoptions increased 23%.
- Delinquency filings increased 15%.
- Youth placement in residential facilities declined 36%.
- Participation in programs and services increased 3%.

Comparing family court numbers for 2012 to 2008:

- Abuse and neglect referrals increased 38% but all referrals declined 4%.
- Adoptions increased 24%.
- Delinquency filings declined 36%.
- Children placed in residential have declined by 61%.
- Participation in programs and services declined 3%.





At the end of 2011, all but two of the clerical staff of the Civil Process Department were transferred to Civil Records. The remainder of the Department encompassing the Unit Manager and 2 clerks along with the process servers and execution deputies adopted the new title, Unit of Service and Judgment Enforcement. The Unit continued to serve pre-judgment and post-judgment process and to conduct and manage the Delinquent Land Tax sales.

During the course of 2012, all process servers and execution deputies received updated training, and each re-qualified for their firearm. New policies and guidelines with regard to work rules and use of force were drafted. Provision was made for replacing the pepper spray issued to servers and deputies with pepper gel and for replacing the bullet-proof vests which have been in the field over 10 years.

In conjunction with a proposed reconfiguration of the Department to transpire in February, 2013, in which the clerical staff previously placed with Civil Records would be reunited with the servers and deputies and other personnel, an evaluation of the different elements of the Unit was commenced at the end of 2012. The evaluation was to document work processes and work flow, to determine best practices and to make recommendations for improvement in the functioning of the Unit.

With the increased use of private process servers, the prejudgment papers directed to the Unit have continued to decline in 2012. The impact of electronic filing is expected to accelerate this decline as summons, subpoenas and other pre-judgment documents are returned to the filer to arrange service rather than being given to the Unit by Civil Records upon the filer's request.

PRE-JUDGMENT PROCESS	2008	2011	2012
Number Served	24,689	17,539	16,741
Bad Addresses	7,273	4,706	4,538
Unable To Contact	4,870	4,789	4,430
Total	36,832	27,034	25,709
POST-JUDGMENT WRITS			
Levies And Garnishments	20,662	22,658	22,439
Evictions	4,849	3,798	3,735
Attachments and Replevins	176	75	56
Protective Orders Served	1,327	1,197	1,021
Protective Orders Unable To Contact	4,495	4,735	4,157
Total	31,509	32,463	31,408
TOTAL PAPERS	68,341	59,497	57,117
DELINQUENT LAND TAX SALES			
Parcels Offered for Sale	550	1,121	1,256
Parcels Sold	171	314	394
\$Gross Revenue Generated	\$ 805,512.00	\$ 1,521,070.00	\$ 2,422,699.05

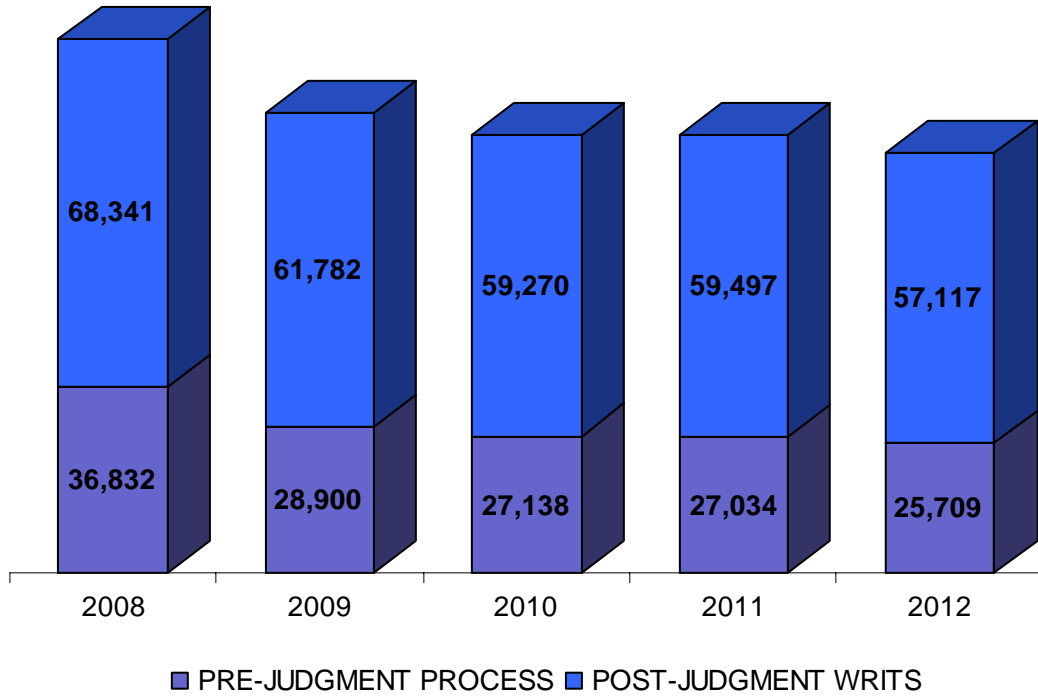
Comparing 2012 to the 2011 calendar year:

- The number of pre-process papers served and the number of all pre-process received for service declined 5%.
- Post-judgment process declined, 3% less than in 2011.
- In the Delinquent Land Tax Sales, the number of parcels offered for sale increased 12%; the number of parcels sold increased 25%; and the gross revenue from the sales rose 59%.

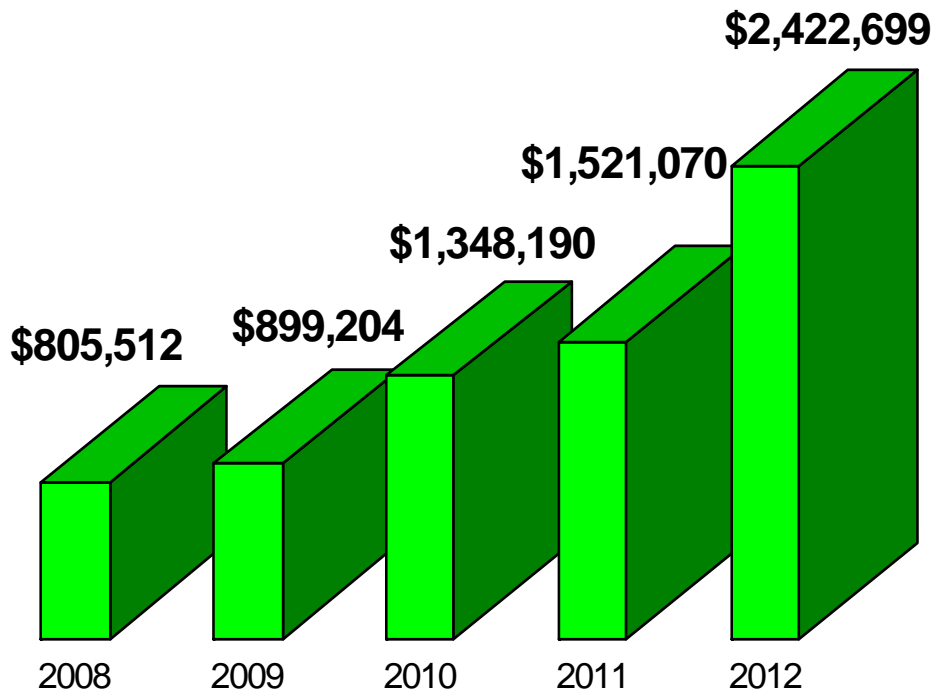
Comparing 2012 to the 2008 calendar year:

- Pre-judgment process given to the Unit for service declined by 30%.
- Post-judgment process remained unchanged.
- The gross revenue generated by the Delinquent Land Tax sales has tripled.

Civil Process Workloads



Delinquent Land Tax Sales



TRIALS		2008	2011	2012
Civil		86	87	80
Criminal		78	48	46
Total		164	135	126
AVAILABLE JURORS				
Independence		5,578	4,238	3,551
Kansas City		12,872	12,323	11,445
Total		18,450	16,561	14,996
JURORS SENT TO DIVISIONS				
Independence		2,463	1,921	1,728
Kansas City		6,149	5,116	5,167
Total		8,612	7,037	6,895
JUROR YIELD and UTILIZATION				
Juror Yield		37%	31%	31%
Utilization Measures				
Sent for Jury Selection		47%	43%	46%
Selected as Jurors		11%	12%	12%
NATURE OF JURY-TRIED ACTION:				
Civil	Personal Injury	38%	44%	44%
	Contract	17%	14%	14%
	Employment Discrimination			9%
	Malpractice	15%	8%	
Criminal	Murder	32%	27%	24%
	Assault	11%		22%
	Rape	17%	10%	11%
	Burglary		15%	

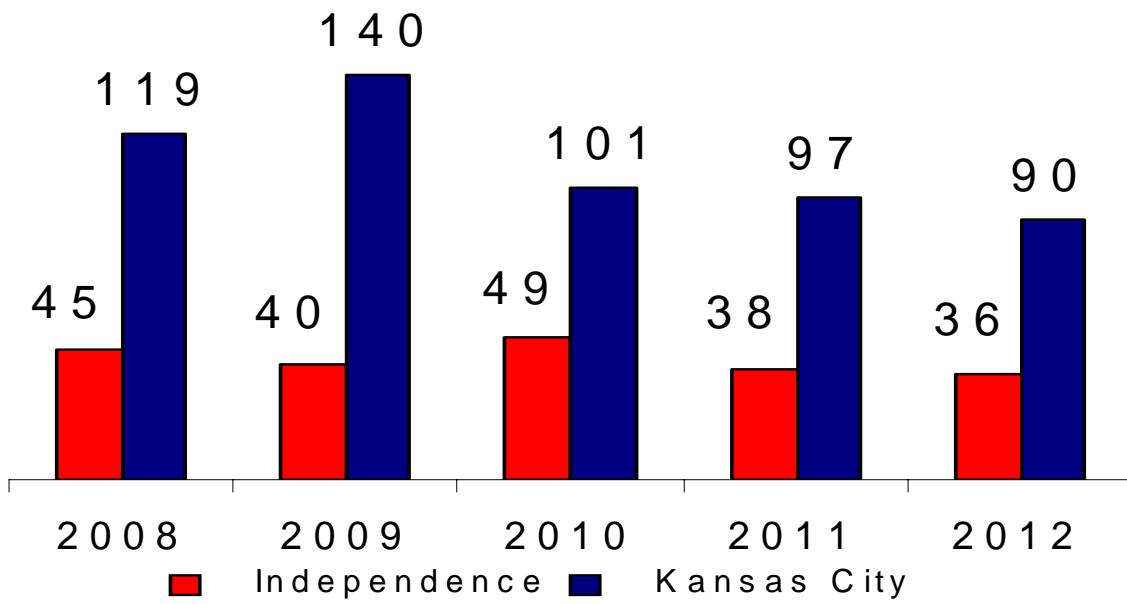
Comparing jury numbers for 2012 to 2011:

- The number of jury trials continued to decline, civil trials by 8% and criminal trials by 4%.
- Available jurors decreased by 9% and those sent to divisions decreased by 2%.
- Juror yield remained at 31% and the % selected as jurors remained at 12%, but those sent for jury selection increased 3%.
- Employment discrimination replaced malpractice for third place as the case type in which civil juries were most frequently empanelled.

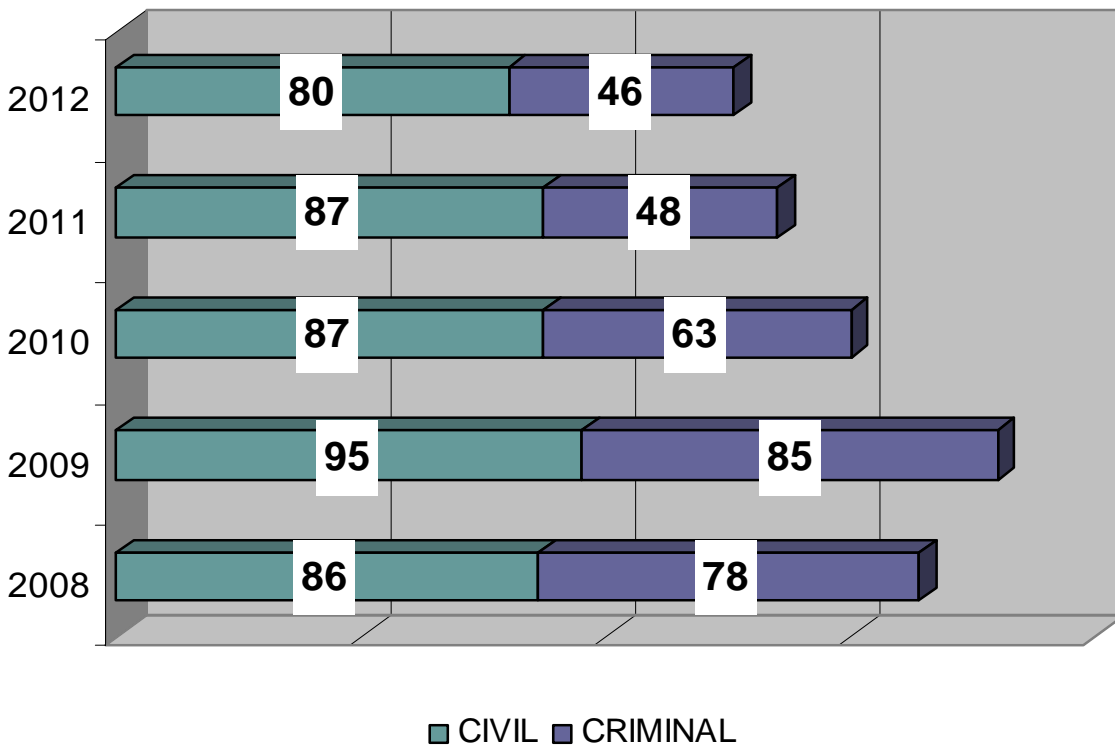
Comparing jury numbers for 2012 to 2008:

- The total number of jury trials has declined 23% with civil jury trials declining 7% and criminal jury trials declining 41%.
- Available jurors decreased 19%.
- Jurors sent to divisions decreased 20%.

Jury Trials



Civil/Criminal Jury Trials

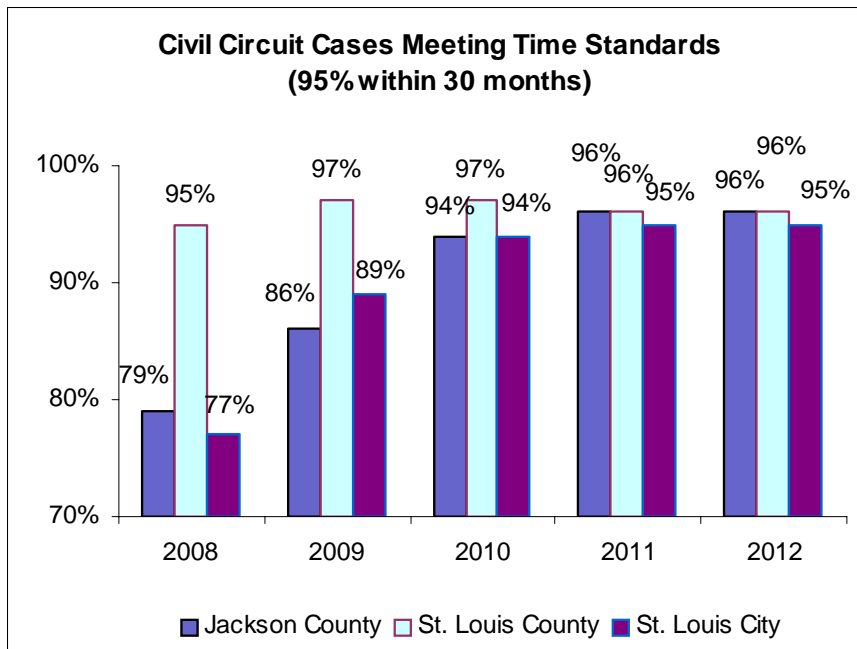


July 1, 2011 - June 30, 2012	Jackson County	St. Louis County	St. Louis City
Population	676,360	998,692	318,069
Total Filings	72,276	113,535	49,615
Total Dispositions	71,384	105,522	47,261
Total Pending Cases	44,593	61,315	28,501
# of Judges (Circuit/Assoc. Circuit)	28	33	31
Average Filings per Judge	2,581	3,440	1,600
Average Dispositions per Judge	2,549	3,198	1,525

Data Source : Missouri Judicial Report Supplement for Fiscal Year 2012

Time Standards

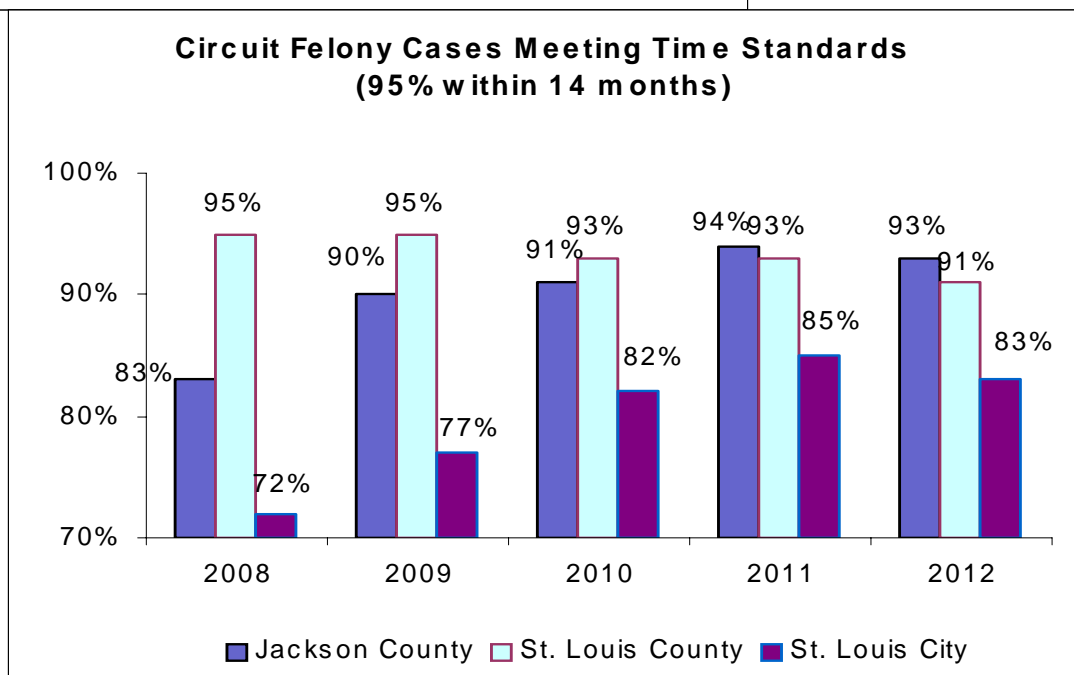
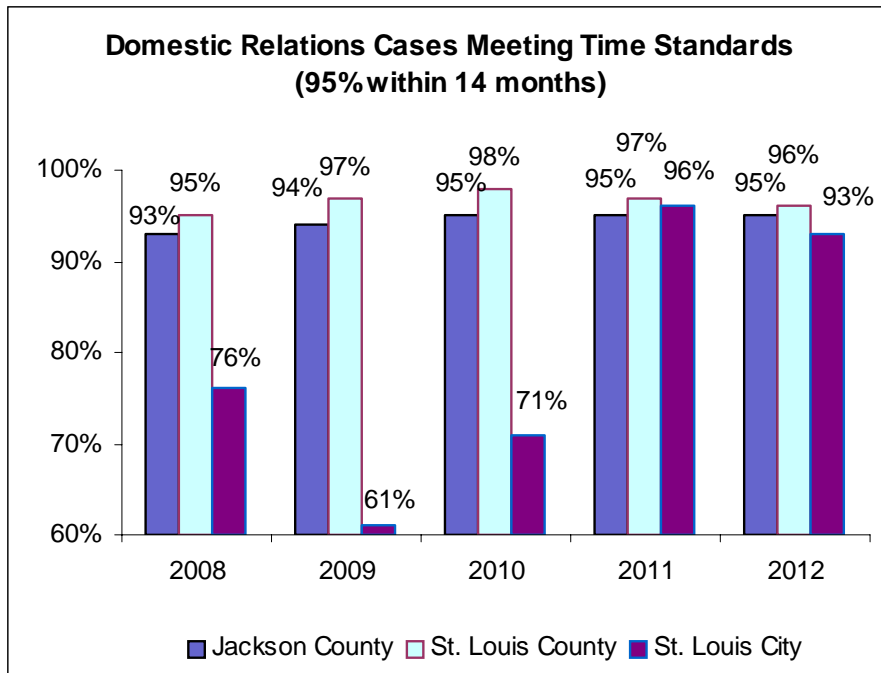
For Circuit Civil cases, the time standard requires 95% of cases to be disposed within 30 months. For Domestic Relations cases and for Circuit Felony cases, the time standards are 95% disposed within 14 months.



16TH CIRCUIT/
ST. LOUIS

Trends...

16TH CIRCUIT/ ST. LOUIS



The statistics shown are for the Missouri fiscal year July 1 to June 30. The data source for the statistics shown is the Missouri Judicial Report Supplement for Fiscal Year 2012.