


16th JUDICIAL CIRCUIT COURT  
OF  
JACKSON COUNTY, MISSOURI



State of the Judiciary  
2010

# 16<sup>th</sup> Judicial Circuit

<b>Presiding Judge</b>	<b>Circuit Judge Charles E. Atwell</b>
<b>Division 1</b>	<b>Circuit Judge Sandra C. Midkiff</b>
<b>Division 2</b>	<b>Circuit Judge Michael Manners</b>
<b>Division 3</b>	<b>Circuit Judge David M. Byrn</b>
<b>Division 4</b>	<b>Circuit Judge Justine E. Del Muro</b>
<b>Division 5</b>	<b>Vacant</b>
<b>Division 6</b>	<b>Circuit Judge J. Dale Youngs</b>
<b>Division 7</b>	<b>Circuit Judge Ann Mesle</b>
<b>Division 8</b>	<b>Circuit Judge Peggy S. McGraw</b>
<b>Division 9</b>	<b>Circuit Judge Joel F. May</b>
<b>Division 10</b>	<b>Circuit Judge Charles E. Atwell</b>
<b>Division 11</b>	<b>Circuit Judge W. Brent Powell</b>
<b>Division 12</b>	<b>Circuit Judge Edith L. Messina</b>
<b>Division 13</b>	<b>Vacant</b>
<b>Division 14</b>	<b>Circuit Judge John Torrence</b>
<b>Division 15</b>	<b>Circuit Judge Robert M. Schieber</b>
<b>Division 16</b>	<b>Circuit Judge Marco Roldan</b>
<b>Division 17</b>	<b>Circuit Judge Jack R. Grate</b>
<b>Division 18</b>	<b>Circuit Judge Brian C. Wimes</b>
<b>Division 19</b>	<b>Circuit Judge Kathleen A. Forsyth</b>
	<b>Commissioner Daniel P. Wheeler</b>
	<b>Dep. Commissioner S. Margene Burnett</b>
<b>Division 25</b>	<b>Associate Circuit Judge Richard T. Standridge</b>
<b>Division 26</b>	<b>Associate Circuit Judge Kenneth R. Garrett III</b>
<b>Division 27</b>	<b>Associate Circuit Judge Gregory B. Gillis</b>
<b>Division 28</b>	<b>Associate Circuit Judge Vernon E. Scoville III</b>
<b>Division 29</b>	<b>Associate Circuit Judge Margaret L. Sauer</b>
<b>Division 30</b>	<b>Associate Circuit Judge Twila K. Rigby</b>
<b>Division 31</b>	<b>Associate Circuit Judge Christine T. Sill-Rogers</b>
<b>Division 32</b>	<b>Associate Circuit Judge Robert L. Trout</b>
<b>Division 33</b>	<b>Associate Circuit Judge Jeffrey Bushur</b>
<b>Division 40</b>	<b>Commissioner Geoffrey Allen</b>
<b>Division 41</b>	<b>Commissioner Martina L. Peterson</b>
<b>Division 42</b>	<b>Commissioner Sherrill L. Rosen</b>
<b>Division 43</b>	<b>Commissioner Patrick Campbell</b>
<b>Division 44</b>	<b>Commissioner Molly Merrigan</b>
<b>Division 50</b>	<b>Commissioner David J. Fry</b>

**Court Administrator**  
**Deputy Court Admin./Family Court Services**  
**Deputy Court Admin./Jury Supervisor**  
**Deputy Court Admin./Legal Counsel**

**Teresa L. York**  
**Jeff Eisenbeis**  
**Tracy L. Smedley**  
**Harlene J. Hipsh**

Note: W. Stephen Nixon served as Presiding Judge during the calendar year 2010.

## Table of Contents

Court Administrator's Introduction	2
Courtwide Filings	4
Civil	5
Criminal	9
Probate	13
Family Court	15
Jury	16
Civil Process	17
KC/St. Louis Comparisons	18

## Appendix

Civil--Circuit Civil	20
Civil--Assoc. Circuit Civil	20
CC- Nature of Action Filings	21
AC- Nature of Action Filings	22
Civil - Domestic Relations	23
Civil--Domestic Violence	23
Criminal--Felonies	24
Criminal--Misdemeanors	24
Traffic & Mun. Appls.	25
Probate	26
Family Court	27
Jury-Tried Case	28
Civil Process	29

The 2010 Annual Report of the 16<sup>th</sup> Judicial Circuit continues to reflect that change is one of the true constants in the operation of the Court. This past year, change was reflected in everything from the composition of the Court, to the manner in which cases are processed and records are stored and retrieved. However, even with the significant shifts reflected in the statistical analysis and narrative statements contained in the report, other even more significant changes, changes that go beyond the numbers, also occurred.

### **Composition of the Bench**

One of the Court's Associate Circuit Judges retired mid-year and two of its Circuit Judges retired at year-end. Not only is this degree of turnover in the Court's bench unusual, but it is expected that the earliest the two vacant circuit divisions will be filled is June 2011. While this will allow the state to recognize a significant amount of salary savings in tight budgetary times, the impact on the Court of having, in effect, one fewer judicial officer for a full year is significant.

### **Electronic Records**

Beginning in 2009 and continuing in 2010, the Court has been moving more fully into the electronic age by beginning to scan certain documents as they are received and in some instances to create electronic, rather than paper, versions of the records it produces. These changes are being made both in anticipation of the electronic filing project, which is being piloted in the appellate courts and in St. Charles County in 2011, being expanded to other trial courts in the state as well as in response to a pending crisis in the Court's ability to continue to store the number of physical records it either receives or creates.

### **Case Filings**

The Court has also seen changes in the cases being filed. One significant area of change has been in the number of traffic filings, which initially declined when the Court began participating in the statewide Fine Collection Center, and declined even further when Jackson County began to file these cases with its new municipal court rather than with the Circuit Court. A further decline in driving while revoked cases is anticipated in 2011 as the result of a number of these cases also being filed in the Jackson County Municipal Court. Another significant change in the cases filed with the Court is in the number of domestic relations cases that are filed pro se. In cases involving dissolutions both with and without children, pro se filings are increasing. Employment discrimination cases filed with the Court also continue to rise.

### **Improvement in Meeting Time Standards**

Despite the changes noted above and, more critically, the reductions in resources noted below, in 2010, the Court saw improvement in the number of cases disposed within the statewide time standards for both civil and criminal cases. In the civil arena, the percentage of cases disposed within the time standards for 2010 either matched or exceeded the percentage disposed during the preceding five years across all case types (circuit civil, associate civil and domestic relations). In the criminal arena, the percentage of felony cases disposed within the time standards reached a five year high in 2010, while the percentage of misdemeanor cases disposed within the time standards was two percentage points higher than in the preceding year (2009) and only one percentage point lower than in the three years preceding 2009. These improvements in meeting the time standards occurred despite the fact that the Court had its lowest level of jury-tried cases in that same five-year period.

# 2010

At the Family Court, the number of youths admitted to detention continued to decline, in large part due to the Juvenile Detention Alternatives Initiative (JDAI) implemented by the Court in 2006, allowing the Court to stay within its detention facility capacity despite a reduction in that capacity.

The continuing reduction in the Court's resources, whether in beds available for juvenile detention or in staffing levels throughout the Court, is another challenge faced by the Court. As a result of the Reduction in Force (RIF) implemented by the Court in 2009 with respect to positions funded by the county, the loss of two state funded positions in 2009, and state hiring delays and hiring freezes in place for much of both 2009 and 2010, as calendar year 2010 came to a close, the Court was operating with significantly fewer employees than it had been at the start of calendar year 2009.

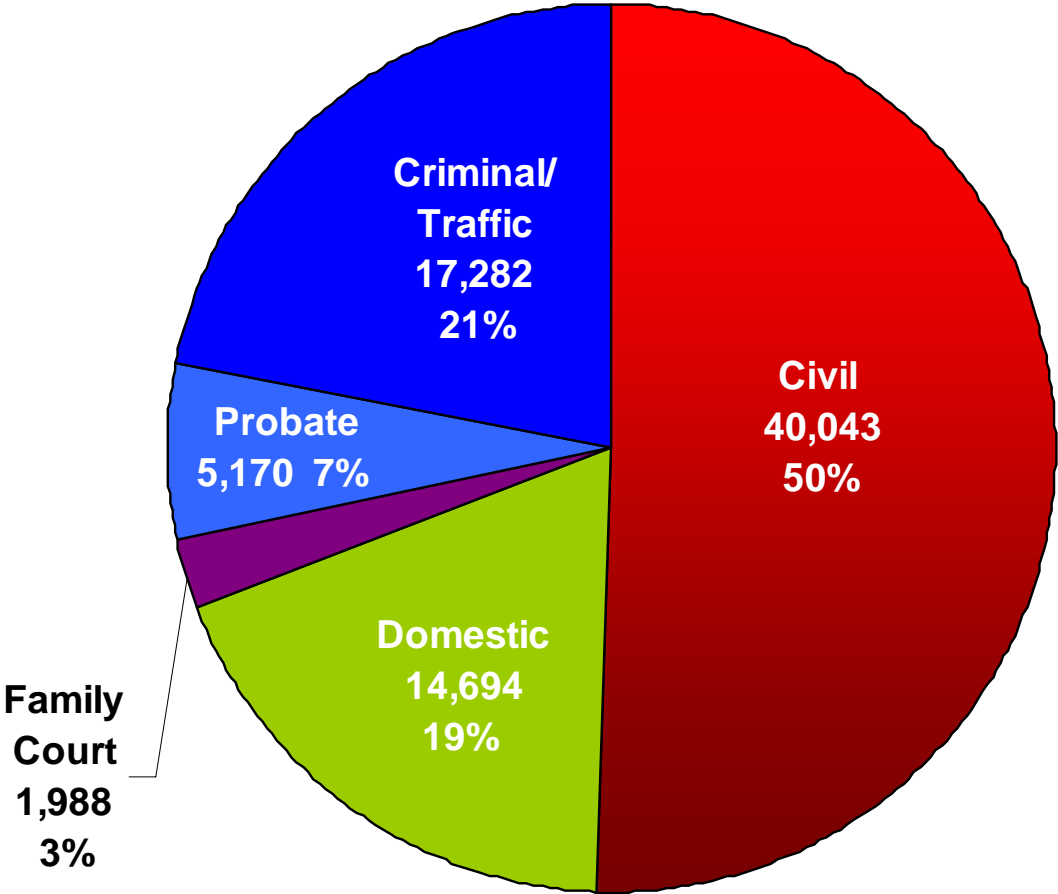
In an effort to continue to operate as effectively as possible despite reductions in resources, the Court undertook a significant computer training effort in 2010, which is continuing in 2011. Other changes that continue into 2011 include determining how to lessen our need for records' storage at the archives (including the increased use of scanning and digitization of records), continuing with various courthouse renovations and a possible move of the Jury Assembly Room to the ground floor of the Kansas City Courthouse.

My thanks to the Court's excellent Department Directors who assisted in the collection of the material for this report and my special thanks to the Court's Management Analyst, Mary Cullom, who prepares this data every year for publication.



**2010**

# COURT FILINGS



# 2010 At a Glance



From 2009 to 2010, the Court saw the following changes in Civil Records:

- Circuit Civil filings decreased by 2%. The greatest percentage of filings were vehicular personal injury cases (13%) and breach of contract cases (12%).
- Employment discrimination filings continue to rise from less than 1% of all circuit civil cases filed in 2005 to 5% in 2010. The number of employment discrimination cases filed in 2010 increased by 7% over 2009 filings.
- Associate filings decreased by 1% overall from 2009, a decline of 3% in Kansas City, but an increase of 3% in Independence.
- 31% of all Associate Civil filings were suits on account, 23% for breach of contract and 16% for rent and possession.
- Dispositions of Associate Civil cases declined 4%, but pending caseloads on December 31, 2010 remained the same as a year earlier.
- Domestic Relations filings rose by 3%, as did the dispositions by 7% in 2010 with a corresponding 7% decline in pending cases at the end of 2010.
- In 2010, 41% of dissolutions without children and 27% of dissolutions with children were filed pro se.
- There was a 3% decrease in Domestic Violence filings in 2010, the greatest decrease being in motions to modify.

Circuit Civil	
Filings	4,012
Dispositions	3,925
Jury Trials	55
Court Trials	157
Pending Cases (12/31/2010)	3,388
Associate Circuit	
Filings	36,031
Dispositions	35,972
Jury Trials	7
Court Trials	3,003
Pending Cases (12/31/2010)	10,862
Domestic Relations	
Filings	7,493
Dispositions	7,000
Court Trials	1,098
Pending Cases (12/31/2010)	4,526
Domestic Violence	
Filings	7,201
Dispositions	7,032
Orders of Protection --- Ex Parte	5,578
Full	1,664
Pending Cases (12/31/2010)	176

**Note:** Figures for jury trials are captured as recorded in JIS. The jury numbers exclude jury trials that end in settlements, directed verdicts or mistrials.

# Behind the Numbers

Civil

## **More Steps Toward Paperless Case Files and Electronic Filing**

During the 2010 calendar year, the Civil Records continued scanning and attaching filed documents to JIS. Major pleadings in Circuit Civil and Domestic cases are now scanned and attached at filing.

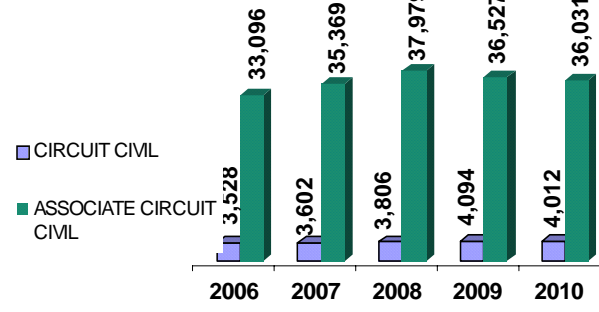
In Independence, a scanned judgment in JIS is used to process the Execution/Garnishment requests. At the time of a first request, if the judgment has not been scanned and attached in JIS, the file is pulled and the judgment scanned. Any subsequent execution request uses the scanned judgment. The execution/garnishment interrogatories are also scanned. The documents are forwarded for service. All the documents used in this process are filed in a box by their date for easy access. This method has proved to be highly efficient. Due to the hiring freeze and shortage of staff, it is not yet feasible to extend the processing to Kansas City.

## **Electronic Banking**

With regard to banking, checks received are now scanned, and the scanned check file sent to the bank for deposit. The only item being physically deposited is cash. After 30 days, the scanned checks are shredded. If there are any problems with a check, the image is available for reference.

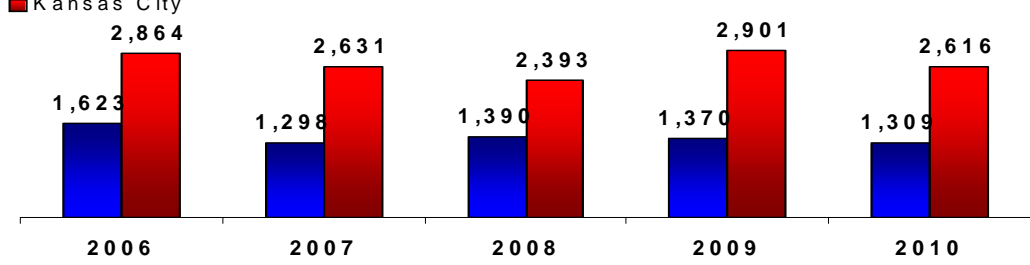
# Trends...

Circuit Civil and Associate Circuit Civil Filings

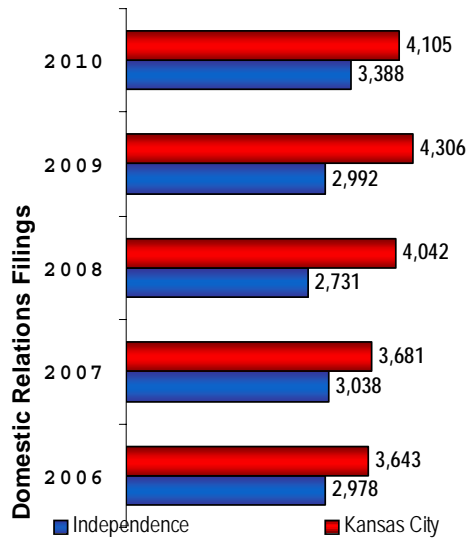
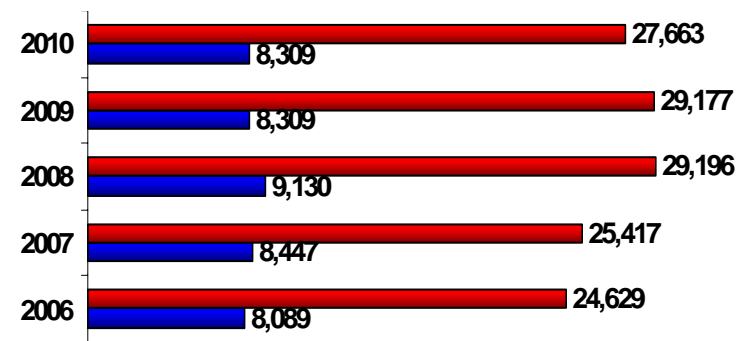


Civil

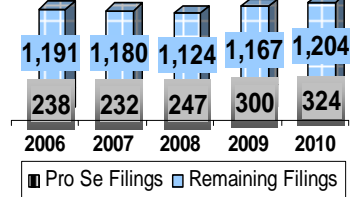
Circuit Civil Case Dispositions



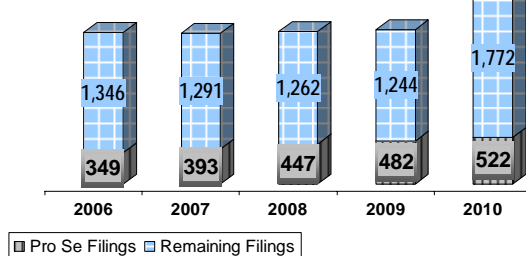
Associate Circuit Civil Case Dispositions



Pro Se Filings -- Dissolutions with Children

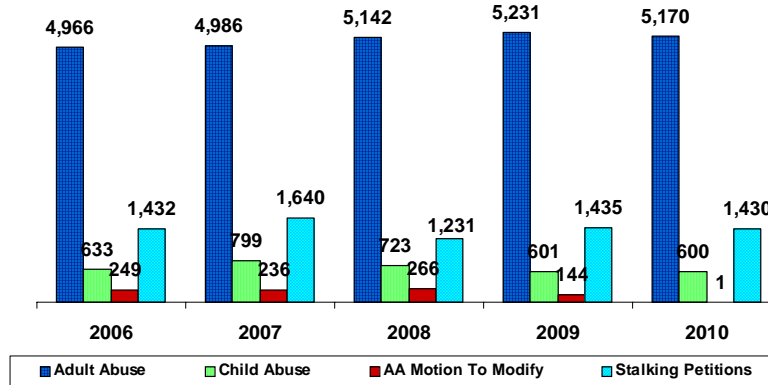


Pro Se Filings -- Dissolutions without Children

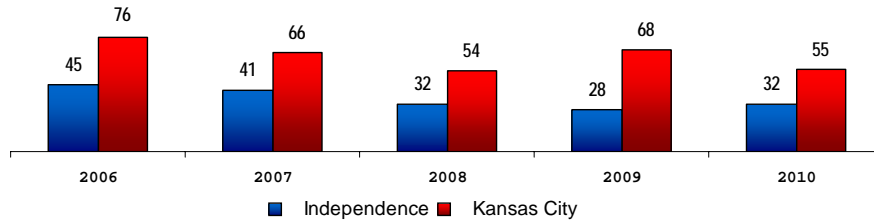




Domestic Violence Filings by Category



Civil Jury Trials

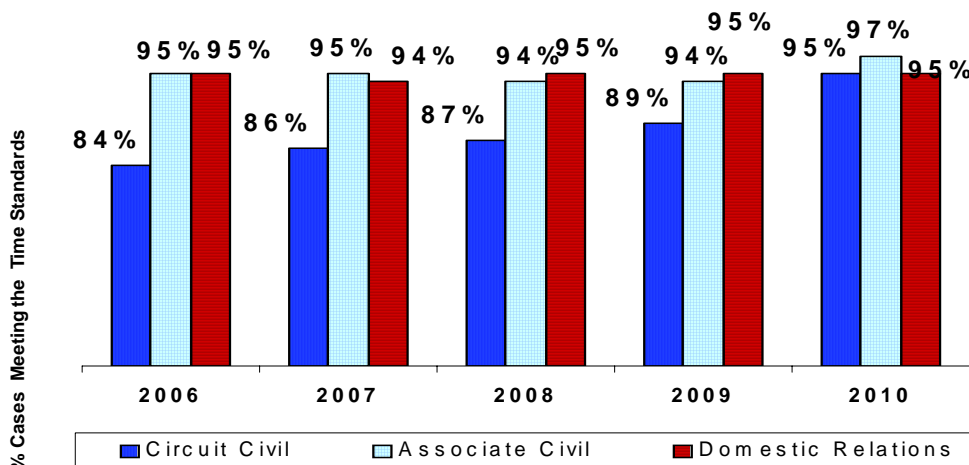


## Time Standards

The statewide time standards for circuit civil cases are that 95% be disposed within 30 months. For associate civil and domestic relations cases, the standard is for 95% disposed within 12 months and 14 months, respectively. The larger chart below illustrates the percentage of the 16<sup>th</sup> Circuit's cases meeting these standards. The smaller table to the right shows more detail on the age of cases at disposition.

PERCENTAGE OF CASES DISPOSED  
CALENDAR YEAR 2010

MISSOURI CASE PROCESSING STANDARDS			
	0-12 Months	12-24 Months	24-30 Months
CIRCUIT CIVIL	68%	92%	95%
	0-4 Months	4-6 Months	6-12 Months
ASSOCIATE CIVIL	71%	79%	97%
	0-4 Months	4-10 Months	10-14 Months
DOMESTIC RELATIONS	72%	90%	95%



# 2010 At a Glance

# Criminal

The court saw the following changes in criminal caseloads from 2009 to 2010:

- 60% of all felony filings in 2010 were in Kansas City, 40% in Independence.
- Although overall felony filings remained unchanged from 2009, felony filings decreased 11% in Kansas City, and increased 22% in Independence.
- Of the felony cases initially filed in 2010, 24% were drug related, 16% were alcohol related, and 9% were burglary offenses.
- The clearance rate (the number of dispositions/the number of filings) for felonies was 94%, and felony inventories rose 2%.
- Misdemeanor filings decreased 40% and traffic case filings fell 47%, reflecting the Jackson County Sheriff's preference for ticketing under local ordinance and the diversion of filings to the Jackson County Municipal Court.
- Of all new misdemeanor filings, 44% were for driving while license is revoked or suspended, 13% involved motor vehicle equipment, and 13% were for driving under the influence.
- Filings of municipal appeals increased 13%.
- Drug related case filings decreased by 36%, and drug court filings decreased by 25%.

## Felonies

Filings	4,486
Dispositions	4,219
Jury Trials	48
Court Trials	10
Pending Cases (12/31/2010)	5,195

## Misdemeanors

Filings	3,979
Dispositions	4,628
Court Trials	23
Pending Cases (12/31/2010)	6,083

## Traffic

Filings	2,770
Dispositions	3,458

## Municipal Appeals

Filings	389
Dispositions	432
Jury Trials	2
Court Trials	32

**Note:** Figures for jury trials are captured as recorded in JIS. The numbers exclude jury trials that end in pleas or mistrials.

# Behind the Numbers

## Criminal

### **Document Scanning**

For new criminal case filings in 2010, the charging and disposition documents were scanned and attached in JIS to docket entries. Older criminal cases were 'back scanned' when time and resources permitted. Beginning in 2011, all new case filings have all documents with corresponding JIS docket entries scanned and attached.

### **Initiation and Processing of Criminal Cases Assigned to Drug Court**

In October, 2010, Criminal Records began initiating and processing criminal cases assigned to Drug Court in a manner consistent with other criminal cases. Drug Court previously initiated and processed the criminal case associated with the drug treatment case.

### **Adjustments to Compensate for Decreased Staff**

Work flow adjustments and re-alignment of job duties have been required to compensate for additional work duties and vacant positions (5) created by the State hiring freeze.

### **Traffic Numbers**

Traffic ticket filings have drastically fallen. Two major factors account for the decline, use of the Fine Collection Center and commencement of the Jackson County Municipal Court. On August 1, 2005, the Court started using the Fine Collection Center to process certain tickets. Only tickets not paid within the allowed time are filed with the Court. This greatly decreased traffic filings. Then on June 1, 2008, the Jackson County Municipal Court went live and ordinance violations are now filed in that Court. The Jackson County Sheriff is writing more tickets as local ordinance charges that are heard in the Jackson County Municipal Court rather than as State charges in our Court.

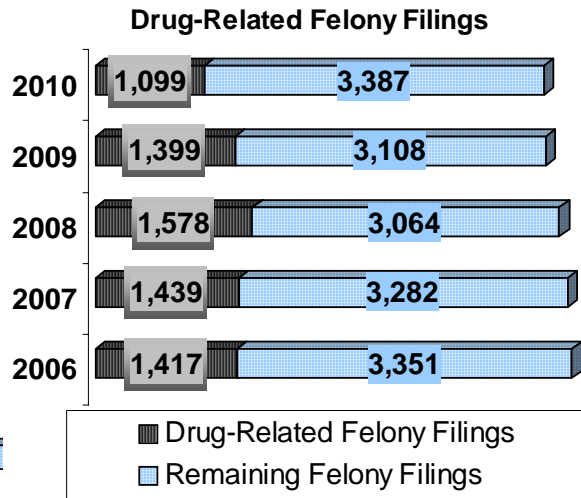
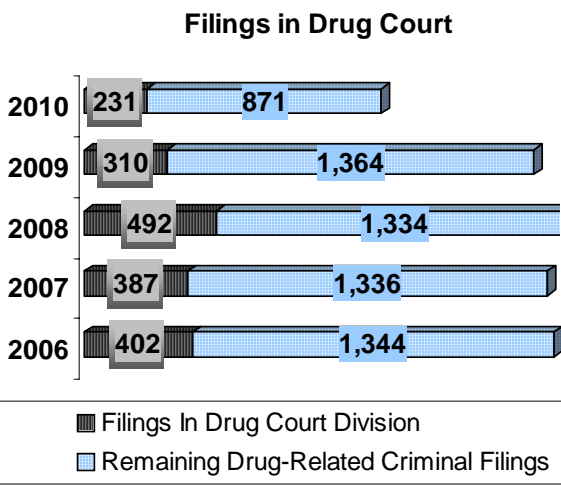
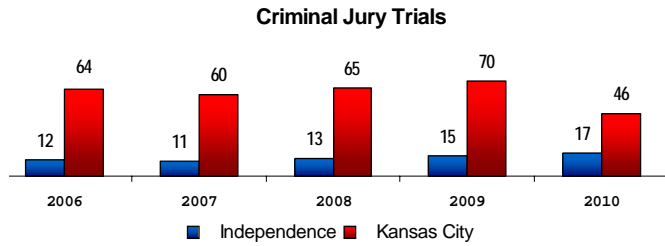
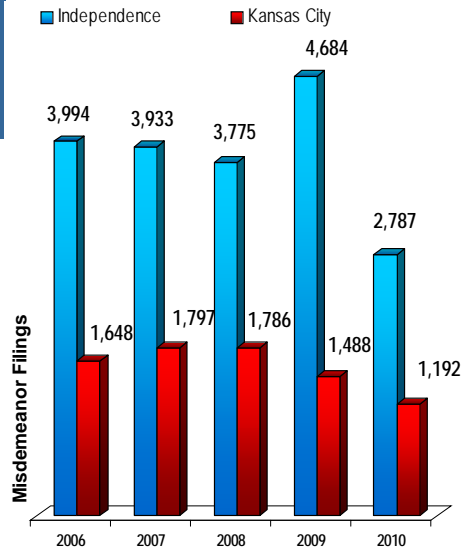
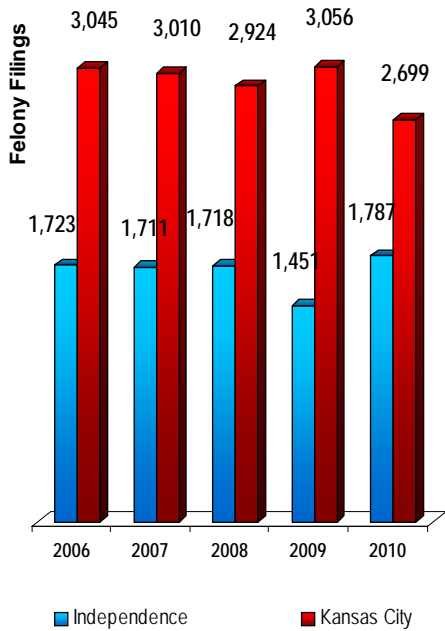
Many misdemeanor traffic tickets (DWI, DWR, etc) are now being filed in the Jackson County Municipal Court, resulting in a 45% decrease in misdemeanor filings in Independence.

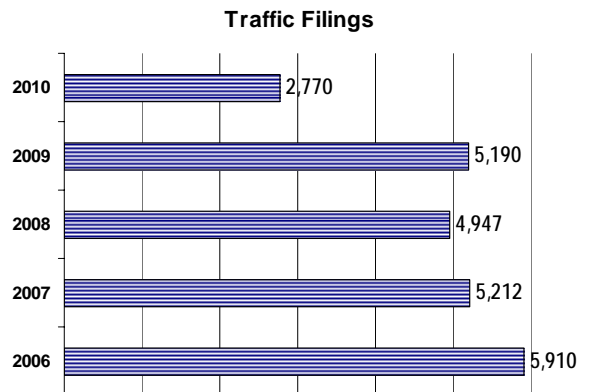
### **Filings in Eastern Jackson County**

Criminal filings have steadily increased in Eastern Jackson County. As vacancies and workloads continue to shift, staffing assessments and workflow are adjusted as needed between the Kansas City and Independence locations.

# Trends...

# Criminal

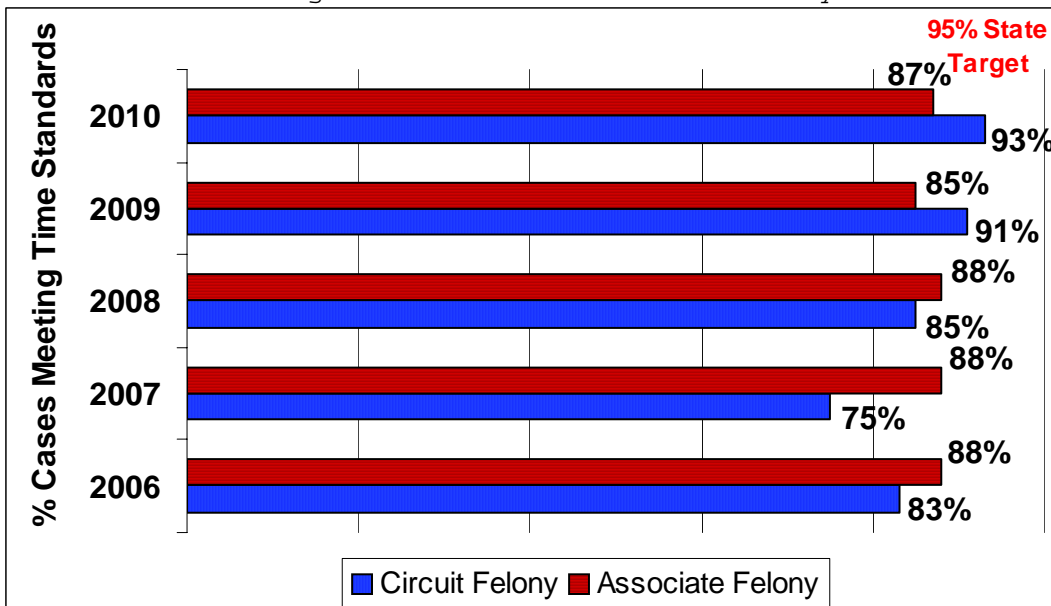




## Time Standards

The statewide time standards for circuit felony cases are that 95% be disposed within 14 months. For associate felony cases, the standard is for 95% disposed within 8 months. The chart below illustrates the percentage of the 16<sup>th</sup> Circuit's cases meeting these standards.

Percentages shown are based on calendar year.



# 2010 At a Glance

The court saw the following changes in probate cases from 2009 to 2010:

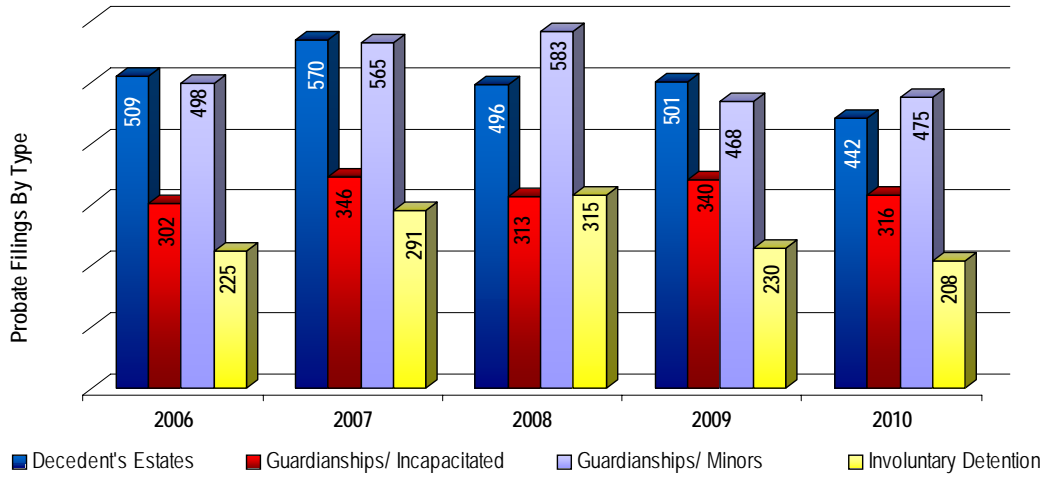
- Filings of guardianships for minors rose 1%, but overall filings decreased by 6%.
- Dispositions increased by 24% as old cases not correctly disposed at conversion to JIS were cleaned up.
- With regard to involuntary detentions, there were 10% fewer filings but 116% more dispositions in 2010 than in 2009.
- There were 4 jury trials held, 2 involving sexually violent predators, 1 on a guardianship and 1 civil commitment.
- There were 1% fewer cases pending at the end of 2010.

Filings	
Decedent Estates	442
Guardianships-Incapacitated	316
Guardianships-Minors	475
Involuntary Detention	208
Cause Petitions	4
<b>Total Filings</b>	<b>1,445</b>
Dispositions	
Decedent Estates	458
Guardianships-Incapacitated	275
Guardianships-Minors	413
Involuntary Detention	388
Cause Petitions	5
<b>Total Dispositions</b>	<b>1,539</b>
Pending Cases (12/31/2009)	
Decedent's Estates	1,214
Guardianships/Adults	3,033
Guardianships/Minors	2,726
Involuntary Detention	20
Cause Petitions	13
<b>Total Cases Pending 12/31</b>	<b>7,006</b>

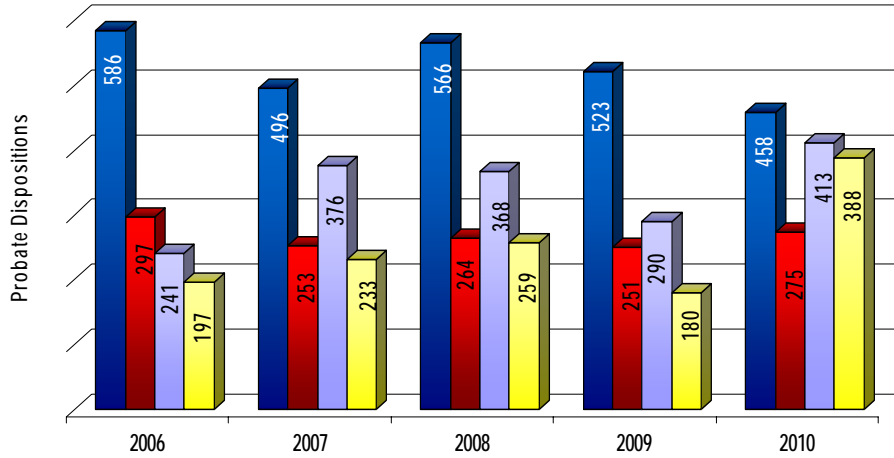
## Behind the Numbers

- In 2009 probate commenced scanning and linking all documents filed. In 2010, probate began scanning closed records as well.
- Renovations of the Probate Department began in August in the New Estates area. A new kitchen and new offices for the auditors were constructed. The second phase in 2011 includes construction of a new courtroom for use by the Commissioners. These renovations have required the temporary movement of functions and people.
- The Probate Department undertook a project to bar code all closed files currently housed at the Records Center, making the files easier to access and retrieve.
- Old cases converted to JIS and not initially disposed correctly in JIS were reviewed and properly disposed in cleanup project.

## Trends...



■ Decedent's Estates ■ Guardianships/ Incapacitated ■ Guardianships/ Minors ■ Involuntary Detention



# 2010 At a Glance

# Family Court

Family Court saw the following changes in caseloads from 2009 to 2010:

- Referrals for abuse and neglect declined 1%. Formal filings for abuse and neglect rose 3% over 2009 and have increased 47% since 2006.
- Status offense referrals rose by 6%, but formal filings fell 24%.
- Delinquency referrals increased 2%, but formal filings fell 17%. Felony offenses were 38% of all delinquency referrals. 17% of all delinquency filings were for violent offenses.
- Certifications filed rose 28%.
- Between 2001 and 2010 the number of youth admitted to detention has declined 64%.
- Cases served by mediation rose 10% and actual visits or exchanges rose 13%

Referrals	
Abuse/Neglect	1,190
Delinquent	1,598
Status	577
Filings	
Abuse-Neglect	1,316
Delinquency	
Violent Offenses	95
Nonviolent Offenses	119
Drug Offenses	24
Property Offenses	254
Other Delinquency	84
Status	108
Certifications	59
Youth Placed	
Detention	396
Hilltop	83
McCune	55
Other	258
Programs & Services	
Field Services Cases	
Assigned	635
Mediation	494
Visits (Actual)	839
Supervised	682
Therapeutic	185
Monitored Exchanges	77
Parent Awareness	2,748
Prevention & Diversion	1,414



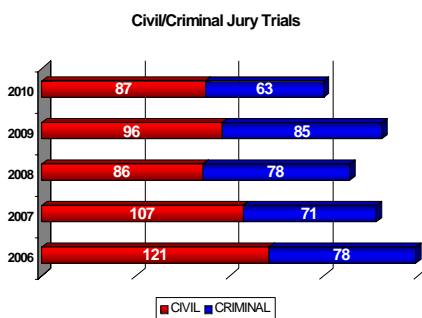
# 2010 At a Glance

The court saw the following changes in jury trials from 2009 to 2010:

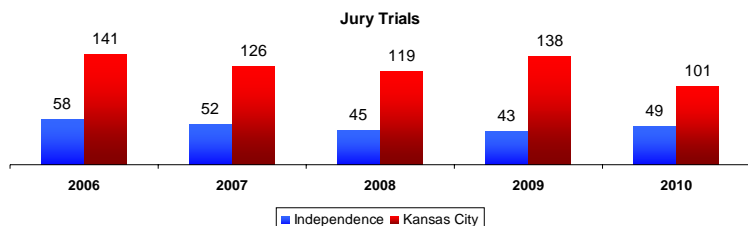
- There was a 17% decrease in the number of cases tried by juries, 9% fewer civil trials and 26% fewer criminal.
- The number of jurors available remained unchanged, but 25% more jurors were impaneled and sent to Independence Divisions.
- There was a significant increase in Independence jury trials over 2009, 28% rise in civil cases, 13% rise in criminal jury trials, and an overall increase of 23%.
- The number of people reporting and qualified in relation to those summoned remained virtually unchanged in 2010, as did the number of jurors sworn in relation to those qualified.
- Employment discrimination cases have replaced contract cases as the second most jury tried civil case type, constituting 15% of all civil jury trials.

TRIALS		
Civil		87
Criminal		63
<b>Total</b>		<b>150</b>
JURORS		
Independence		5,068
Kansas City		12,873
<b>Total Jurors Available</b>		<b>17,941</b>
JURORS SENT TO DIVISIONS		
Independence		2,641
Kansas City		5,724
<b>Jurors Sent to Divisions</b>		<b>8,365</b>
JURORS		
Summoned		62,879
Qualified		17,941
Sworn		2,156
JUROR YIELD and UTILIZATION		
Juror Yield (Qualified/Summoned)		32%
Utilization Measures		
Sent for Jury Selection = (Jurors on Panels/Qualified)		47%
Selected as Jurors = (Sworn/Qualified)		12%
JURY TRIAL CASE TYPES		
Civil		
Personal Injury		43%
Employment		15%
Contract		13%
Criminal		
Homicide		33%
Sexual Assault/Rape		14%
Assault and Robbery		10%

## Trends...



Note: Numbers include all juries sworn in a case. The case is counted although it may end in mistrial, settlement, directed verdict or plea and be recorded in JIS as other than a disposition by jury verdict. If a jury trial ends in a mistrial or hung jury, the case may be counted more than once if retried in the same calendar year.



# 2010 At a Glance

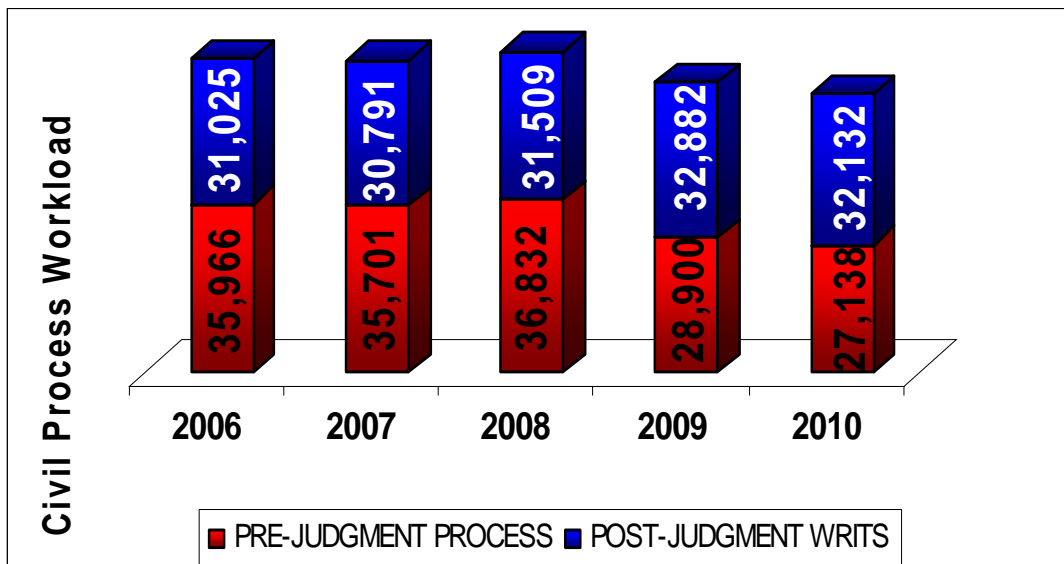
## Civil Process

Compared to 2009, the following changes in service of process and writs were seen in 2010:

- The number of summons received declined 6%.
- The number of pre-judgment process successfully served as a percentage of the number received for service decreased by 1%
- Post-judgment papers received fell 4% with an 1% fall in levies and garnishments and 40% fall in attachments and replevins.
- Of post-judgment writs, only ex parte orders served rose (17%).

Pre-Judgment Process	27,138
Post-Judgment Writs	32,132
<b>Total Papers Received for Service</b>	<b>59,270</b>
<b>Pre-judgment Process</b>	
Total Served	18,042
Bad Addresses	4,957
Unable to Serve	4,139
<b>Post-judgment Writs</b>	
Levies/Garnishments	22,038
Evictions	3,746
Attachments/Replevins	138
Ex Parte Orders Served	1,597
Ex Parte Unable to Serve	4,613

## Trends...



# 2010 At a Glance

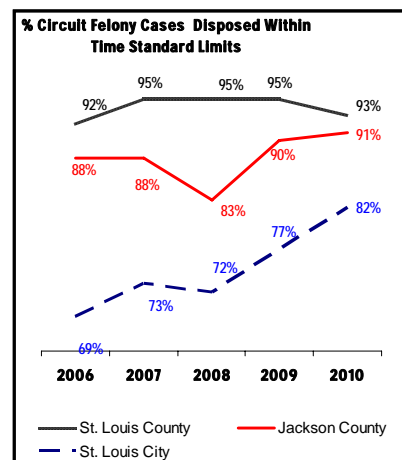
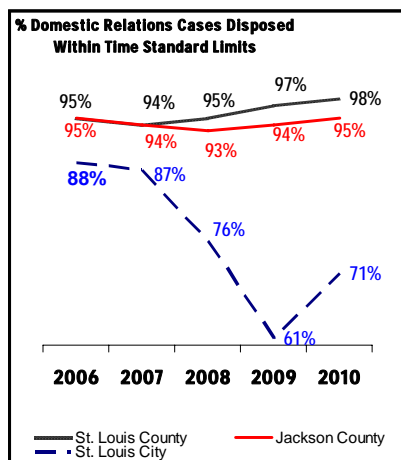
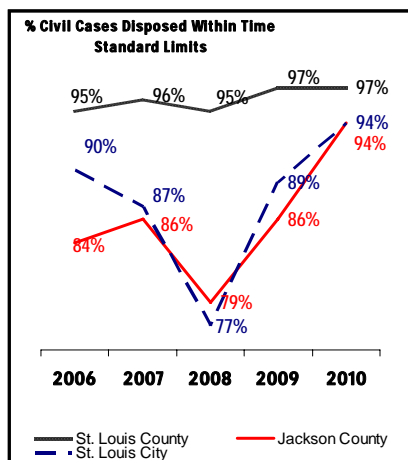
St. Louis  
16th Circuit/

July 1, 2009 - June 30, 2010	Jackson County	St. Louis County	St. Louis City
Population	705,708	992,408	356,587
Total Filings	76,278	103,354	43,690
Total Dispositions	77,781	103,321	50,104
Total Pending Cases	45,262	53,458	24,384
# of Judges (Circuit/Assoc. Circuit)	28	33	31
Average Filings per Judge	2,724	3,132	1,409
Average Dispositions per Judge	2,778	3,131	1,616

Data Source : Missouri Judicial Report Supplement for Fiscal Year 2010

## Time Standards

For Circuit Civil cases 95% disposed within 30 months; for Domestic Relations cases and Circuit Felony cases, 95% disposed within 14 months.



Statistics are for Missouri fiscal year, July 1 to June 30.



		<b>CIRCUIT CIVIL</b>				
<b>FILINGS</b>		2006	2007	2008	2009	2010
	Independence	1,315	1,342	1,394	1,481	1,461
	Kansas City	2,213	2,260	2,412	2,613	2,551
<b>Total Filings</b>		<b>3,528</b>	<b>3,602</b>	<b>3,806</b>	<b>4,094</b>	<b>4,012</b>
<b>DISPOSITIONS</b>						
	Independence	1,623	1,298	1,390	1,370	1,309
	Kansas City	2,864	2,631	2,393	2,901	2,616
<b>Total Dispositions</b>		<b>4,487</b>	<b>3,929</b>	<b>3,783</b>	<b>4,271</b>	<b>3,925</b>
<b>MANNER OF DISPOSITION</b>						
	Court Trial	189	107	143	175	157
	Jury Trial	97	82	84	68	55
	Judgment W/O Trial & Defaults	1,032	1,047	1,111	1,460	467
	Dismissed	3,005	2,575	2,328	2,402	2,106
	Removed To Federal Court	115	95	103	136	149
	Change Of Venue	49	48	41	30	92
	Other					899
<b>PENDING DECEMBER 31ST</b>						
	Independence	1,817	1,168	1,188	1,148	1,272
	Kansas City	2,910	2,863	2,638	2,316	2,116
<b>Total CJ Civil Cases Pending</b>		<b>4,727</b>	<b>4,031</b>	<b>3,826</b>	<b>3,464</b>	<b>3,388</b>

		<b>ASSOCIATE CIRCUIT CIVIL</b>				
<b>FILINGS</b>		2006	2007	2008	2009	2010
	Independence	7,366	8,681	9,081	8,180	8,457
	Kansas City	25,730	26,688	28,898	28,347	27,574
<b>Total Filings</b>		<b>33,096</b>	<b>35,369</b>	<b>37,979</b>	<b>36,527</b>	<b>36,031</b>
<b>DISPOSITIONS</b>						
	Independence	8,089	8,447	9,130	8,309	8,309
	Kansas City	24,629	25,417	29,196	29,177	27,663
<b>Total Dispositions</b>		<b>32,718</b>	<b>33,864</b>	<b>38,326</b>	<b>37,486</b>	<b>35,972</b>
<b>MANNER OF DISPOSITION</b>						
	Court Trial	4,575	4,841	5,367	4,827	3,003
	Jury Verdict	10	7	2	6	7
	Judgment W/O Trial & Defaults	15,795	16,524	18,169	18,433	19,149
	Dismissed	11,900	11,879	14,088	13,267	13,093
	Change Of Venue	99	165	200	269	282
	Other	329	448	500	684	438
<b>ASSOCIATE CIRCUIT CASES PENDING DECEMBER 31ST</b>						
	Independence	2,767	3,083	2,978	3,018	3,220
	Kansas City	5,878	9,264	8,912	7,845	7,642
<b>Total ACJ Civil Cases Pending</b>		<b>8,645</b>	<b>12,347</b>	<b>11,890</b>	<b>10,863</b>	<b>10,862</b>

CIRCUIT CIVIL--Nature of Action								
NATURE OF ACTION	2006	2007	2008	2009	2010			
	# CASES	# CASES	# CASES	# CASES	INDEP.	KC	Total	% Total Filings
CC Appl to Enf Mechanics Lien	35	48	27	54	15	23	38	1%
CC Asbestos	10	25	18	6	0	11	11	0%
CC Breach of Contract	425	374	490	479	163	302	465	12%
CC CAFA Forfeit 513.600-513.64	104	104	71	67	19	43	62	2%
CC Chapter 536 State Agency Review	7	11	10	5	2	11	13	0%
CC Contract-Other	96	83	64	55	22	44	66	2%
CC Declaratory Judgment	58	66	69	77	40	55	95	2%
CC Delinquent Taxes	0	0	3	55	2	80	82	2%
CC DL Revoc Revw 302.311 RSMo.	40	33	33	21	1	11	12	0%
CC Eminent Domain/Condemn	22	25	14	14	5	6	11	0%
CC Employmnt Discrmntn 213.111	74	126	148	176	82	106	188	5%
CC Exception	12	14	3	1	0	0	0	0%
CC Foreclosure	20	53	62	27	8	12	20	0%
CC Habeas Corpus	13	7	9	5	1	2	3	0%
CC Injunction	50	29	38	34	10	42	52	1%
CC Limit Driv Priv 302.309 RSMo	7	5	9	1	3	1	4	0%
CC Mechanics Lien	657	595	597	0	0	0	0	0%
CC Motn, Rules 29.15 or 24.035	110	90	146	126	40	80	120	3%
CC Other Administrative Review	19	26	27	42	5	39	44	1%
CC Other Extraordinary Remedy	30	24	38	45	4	24	28	1%
CC Other Miscellaneous Actions	235	210	235	250	54	127	181	5%
CC Other Real Estate Actions	68	110	109	104	18	97	115	3%
CC Other Tort	203	192	252	318	180	200	380	9%
CC Out of State Witness	77	60	59	67	1	75	76	2%
CC Partition	8	7	18	13	2	7	9	0%
CC Personal Injury-Fed Empl Liability	14	24	25	29	14	15	29	1%
CC Personal Injury-Malpractice	59	83	99	110	53	50	103	3%
CC Personl Injury-Other	206	208	243	271	142	194	336	8%
CC Personal Injury-Product Liability	18	17	20	23	10	10	20	0%
CC Personal Injury-Vehicular	456	475	522	554	214	300	514	13%
CC Pro Forma	0	1	1	2	0	1	1	0%
CC Promissory Note	73	80	110	151	66	59	125	3%
CC Property Damage	45	47	48	40	9	31	40	1%
CC Quiet Title	85	78	89	83	25	83	108	3%
CC Refusing Breath. 302.750/577.04	8	13	9	10	4	1	5	0%
CC Reg. Foreign Judgment (excl.DR)	164	145	153	126	28	94	122	3%
CC Rent and Possession	4	5	4	8	3	3	6	0%
CC Replevin	207	196	126	154	17	79	96	2%
CC Small Claims Certified	55	0	0	0	2	0	2	0%
CC Small Claims Trial de Novo	33	57	67	40	10	32	42	1%
CC Specific Performance	99	11	8	9	3	15	18	0%
CC Suit on Account	14	134	121	109	56	56	112	3%
CC Tax Action-Other	116	24	24	19	3	3	6	0%
CC TDN of DOR Decision	15	120	84	92	38	17	55	1%
CC Temporary Restraining Order	48	16	13	26	9	25	34	1%
CC Trial de Novo	0	37	47	52	21	31	52	1%
CC Unlawful Detainer	0	1	2	2	0	0	0	0%
CC Will Contest 473.083	3	1	2	3	0	2	2	0%
CC Wrongful Death	74	83	86	139	46	54	100	2%
Circuit Civil Total	4,176	4,173	4,452	4,094	1,450	2,553	4,003	100%

ASSOCIATE CIRCUIT CIVIL--Nature of Action								
	2006	2007	2008	2009	2010			
NATURE OF ACTION	# CASES	# CASES	# CASES	# CASES	INDEP.	KC	# CASES	% Total Filings
AC Appl to Enf Mechanics Lien	10	21	28	27	10	4	14	0%
AC Breach of Contract	5843	5192	7,701	8,834	797	7,517	8,314	23%
AC Contract-Other	578	229	459	543	355	49	404	1%
AC Declaratory Judgment	1	2	3	6	10	15	25	0%
AC Delinquent Tax	1834	1780	738	1,774	108	1,574	1,682	5%
AC DL Revoc Revw 302.311RSMo.	24	45	57	78	16	42	58	0%
AC Expunge Arrest Record	9	4	12	22	4	24	28	0%
AC Foreclosure	0	9	2	0	0	0	0	0%
AC Grandparent Visitation	1	2	1	0	0	0	0	0%
AC Gun Permit Appeal	57	42	2	17	10	4	14	0%
AC Landlord Complaint	3496	2708	2,492	1,525	1,383	816	2,199	6%
AC Limit Driving Priv 302.309 RSMo	35	36	29	29	15	6	21	0%
AC Misc Associate Civil-Other	308	404	243	268	41	72	113	0%
AC Other Administrative Review	2	1	3	4	1	8	9	0%
AC Other Real Estate Actions	0	5	5	10	12	18	30	0%
AC Other Tort	248	199	216	245	53	78	131	0%
AC Owner/Lienhldr Pet Prop Rel	0	0	2	0	0	0	0	0%
AC Pers Injury-Other	67	40	26	21	7	15	22	0%
AC Pers Injury-Vehicular	203	112	106	85	50	34	84	0%
AC Promissory Note	1339	1128	1,502	1,341	265	1,083	1,348	4%
AC Property Damage	656	482	354	562	211	400	611	2%
AC Quiet Title	9	12	18	27	3	31	34	0%
AC Refus Breath 302.750/577.04	472	578	580	593	376	218	594	2%
AC Reg of Foreign Judgment	311	305	555	640	57	335	392	1%
AC Rent and Possession	5474	6064	5,990	6,477	652	5,027	5,679	16%
AC Replevin	171	125	114	140	18	101	119	0%
AC Revival of Judgment		182	34	0	0	0	0	0%
AC SATOP Rev. 302.540/577.041	110	95	58	75	20	0	20	0%
AC Small Claims over \$100	1547	1554	1,396	1,291	575	631	1,206	3%
AC Small Claims under \$100	1	2	1	0	1	0	1	0%
AC Specific Performance	58	40	17	2	2	0	2	0%
AC Suit on Account	8297	9437	12,668	10,246	3,038	7,972	11,010	31%
AC Unlawful Detainer	1739	2260	2,568	1,645	367	1,500	1,867	5%
Associate Circuit Civil Total	32,900	33,095	37,980	36,527	8,457	27,574	36,031	100%

<b>DOMESTIC RELATIONS</b>						
<b>(Excludes Admin Orders &amp; Domestic Violence)</b>						
		<b>2006</b>	<b>2007</b>	<b>2008</b>	<b>2009</b>	<b>2010</b>
<b>FILINGS</b>						
	Independence	2,978	3,038	2,731	2,992	3,388
	Kansas City	3,643	3,681	4,042	4,306	4,105
<b>Total Filings</b>		<b>6,621</b>	<b>6,719</b>	<b>6,773</b>	<b>7,298</b>	<b>7,493</b>
<b>DISPOSITIONS</b>						
	Independence	2,818	2,642	2,972	2,672	2,951
	Kansas City	3,891	3,412	3,619	3,872	4,049
<b>Total Dispositions</b>		<b>6,709</b>	<b>6,054</b>	<b>6,591</b>	<b>6,544</b>	<b>7,000</b>
<b>MANNER OF DISPOSITION</b>						
	Court Trial	1,585	1,202	1,137	1,296	1,098
	Judgment W/O Trial/Default Judgments	3,638	3,800	4,038	3,138	4,201
	Dismissed	1,293	1,038	1,400	1,217	1,675
	Change Of Venue	30	14	16	23	29
	Other	163			870	0
<b>DOMESTIC RELATIONS CASES PENDING DECEMBER 31</b>						
	Independence	1,235	1,647	1,303	1,532	1,649
	Kansas City	2,356	2,637	3,168	3,318	2,877
<b>Total</b>		<b>3,591</b>	<b>4,284</b>	<b>4,471</b>	<b>4,850</b>	<b>4,526</b>

<b>DOMESTIC VIOLENCE</b>						
		<b>2006</b>	<b>2007</b>	<b>2008</b>	<b>2009</b>	<b>2010</b>
<b>FILINGS</b>						
	Independence	2,779	2,932	2,914	3,031	2,965
	Kansas City	4,501	4,729	4,448	4,380	4,236
<b>Total Filings</b>		<b>7,280</b>	<b>7,661</b>	<b>7,362</b>	<b>7,411</b>	<b>7,201</b>
<b>DISPOSITIONS</b>						
	Independence	2,793	2,853	2,999	2,958	2,969
	Kansas City	4,506	4,619	4,465	4,364	4,063
<b>Total Dispositions</b>		<b>7,299</b>	<b>7,472</b>	<b>7,464</b>	<b>7,322</b>	<b>7,032</b>
<b>FILING CATEGORIES</b>						
	Adult Abuse	4,966	4,986	5,142	5,231	5,170
	Child Abuse	633	799	723	601	600
	AA Motion To Modify	249	236	266	144	1
	Stalking Petitions	1,432	1,640	1,231	1,435	1,430
<b>MANNER OF DISPOSITION</b>						
	Court Trial	1,500	1,779	1,537	1,322	917
	Judgment w/o Trial/Default Judgments	503	513	739	771	749
	Dismissed	5,286	5,171	5,188	5,217	5,361
	Change Of Venue	2	2	0	0	5
	Other	8	7	0	12	0
<b>DOMESTIC VIOLENCE CASES PENDING ON DECEMBER 31ST</b>						
	Independence	144	224	135	200	56
	Kansas City	238	320	242	239	120
<b>Total Pending</b>		<b>382</b>	<b>544</b>	<b>377</b>	<b>439</b>	<b>176</b>



<b>FELONIES</b>						
<b>FILINGS</b>		<b>2006</b>	<b>2007</b>	<b>2008</b>	<b>2009</b>	<b>2010</b>
	Independence	1,723	1,711	1,718	1,451	1,787
	Kansas City	3,045	3,010	2,924	3,056	2,699
<b>Total</b>		<b>4,768</b>	<b>4,721</b>	<b>4,642</b>	<b>4,507</b>	<b>4,486</b>
<b>***DISPOSITIONS</b>						
	Independence	1,703	1,631	1,666	1,427	1,333
	Kansas City	3,312	3,086	3,279	3,639	2,886
<b>Total</b>		<b>5,015</b>	<b>4,717</b>	<b>4,945</b>	<b>5,066</b>	<b>4,219</b>
<i>***Cases bound over or transferred for jury trials to Circuit Judges by Associate Circuit Judges are excluded from totals.</i>						
<b>MANNER OF DISPOSITION</b>						
	Court Dismissal	9	15	29	21	60
	State Dismissal	1,058	1,120	1,061	1,130	1,003
	Guilty By Court	10	10	13	27	10
	Guilty By Jury	32	32	47	47	40
	Guilty Plea	3,716	3,511	3,716	3,903	3,075
	Not Guilty By Court	2	3	2	2	0
	Not Guilty By Reason Mental Illness	6	1	21	21	22
	Not Guilty By Jury	16	21	15	15	8
	Other	166	4	41	8	1
<b>PENDING 12/31</b>						
	Independence	1,913	1,884	1,724	1,523	1,803
	Kansas City	4,327	4,304	4,214	3,595	3,392
	<b>Total Pending</b>	<b>6,240</b>	<b>6,188</b>	<b>5,938</b>	<b>5,118</b>	<b>5,195</b>

<b>MISDEMEANORS</b>						
<b>FILINGS</b>		<b>2006</b>	<b>2007</b>	<b>2008</b>	<b>2009</b>	<b>2010</b>
	Independence	3,994	3,933	3,775	4,684	2,787
	Kansas City	1,648	1,797	1,786	1,488	1,192
<b>Total</b>		<b>5,642</b>	<b>5,730</b>	<b>5,561</b>	<b>6,172</b>	<b>3,979</b>
<b>DISPOSITIONS***</b>						
	Independence	3,432	3,924	3,847	4,437	3,127
	Kansas City	1,821	1,713	1,761	1,760	1,501
<b>Total</b>		<b>5,253</b>	<b>5,637</b>	<b>5,608</b>	<b>6,197</b>	<b>4,628</b>
<i>***Cases bound over or transferred for jury trials to Circuit Judges by Associate Circuit Judges are excluded from totals.</i>						
<b>MANNER OF DISPOSITION</b>						
	Court Dismissal	37	17	7	94	618
	State Dismissal	1,773	1,842	1,620	1,821	814
	Guilty By Court	0	12	35	21	19
	Guilty By Jury	1	1	0	3	
	Guilty Plea	3,436	3,755	3,897	4,246	3,169
	Not Guilty By Court	3	8	3	6	4
	Not Guilty By Reason Mental Illness	0	0	0	0	
	Not Guilty By Jury	2	0	0	1	2
	Other	1	2	46	5	2
<b>PENDING 12/31</b>						
	Independence	4,259	4,271	4,725	4,779	4,212
	Kansas City	2,192	2,317	2,210	2,021	1,871
	<b>Total Pending Misdemeanors</b>	<b>6,451</b>	<b>6,588</b>	<b>6,935</b>	<b>6,800</b>	<b>6,083</b>

TRAFFIC CASES					
	2006	2007	2008	2009	2010
<b>Filings</b>	5,910	5,212	4,947	5,190	2,770
<b>Dispositions</b>	6,427	5,149	5,340	5,753	3,458

MUNICIPAL APPEALS					
	2006	2007	2008	2009	2010
<b>FILINGS</b>					
Total	962	419	490	344	389
Independence	161	135	153	108	94
Kansas City	801	284	337	236	295
<b>DISPOSITIONS</b>					
Total	1,034	307	479	379	432
Independence	171	120	122	132	110
Kansas City	863	187	357	247	322
<b>MANNER OF DISPOSITION</b>					
Court Trial	29	23	25	23	32
Jury Trial	9	3	2	2	2
Guilty Plea	566	251	264	207	256
Dismissed By Court	139	37	31	31	39
Dismissed By City	65	113	65	70	59
Dismissed And Remanded	226	104	92	46	44

DRUG COURT CASES/DRUG-RELATED CASES					
	2006	2007	2008	2009	2010
Filings In Drug Court Division	402	387	492	310	231
Total Cases Filed with Drug Charges Courtwide	1,746	1,723	1,826	1,674	1,102
<b>CASE ACTIVITY</b>					
Defendants Successfully Completing	80	109	182	202	222
Defendants Leaving Program	64	68	48	44	30
Defendants Terminated	208	146	249	133	114
Total Disposed By Drug Court	352	323	479	379	366
All Cases w/ Drug Charges Disposed Courtwide	1,763	1,527	1,626	1,647	1,309
<b>DRUG DIVERSION CASES PENDING ON DECEMBER 31ST</b>					
	679	742	717	594	394

<b>PROBATE CASES</b>					
	<b>2006</b>	<b>2007</b>	<b>2008</b>	<b>2009</b>	<b>2010</b>
<b>FILINGS</b>					
Decedent's Estates	509	570	496	501	442
Guardianships/ Incapacitated	302	346	313	340	316
Guardianships/ Minors	498	565	583	468	475
Involuntary Detention	225	291	315	230	208
Sexually Violent Predators --- Probable	5	3	4	3	4
<b>Total Filings</b>	<b>1,539</b>	<b>1,775</b>	<b>1,711</b>	<b>1,542</b>	<b>1,445</b>
<b>DISPOSITIONS</b>					
Decedent's Estates	586	496	566	523	458
Guardianships/Incapacitated	297	253	264	251	275
Guardianships/Minors	241	376	368	290	413
Involuntary Detention	197	233	259	180	388
Sexually Violent Predators --- Probable	0	2	2	2	5
<b>Total Dispositions</b>	<b>1,321</b>	<b>1,360</b>	<b>1,459</b>	<b>1,246</b>	<b>1,539</b>
<b>OTHER PROBATE ACTIVITY</b>					
Abbreviated Matters(Refusals of Letters, Small Estate Affidavits, Trust Estate, Determination of Heirship, Conditional Release, Will Admitted/Rejected)	896	990	1,126	1,142	1,436
Applications for 96 Hr. Detention, Evaluation & Treatment (Alcohol or Drug Abuse; Mentally Disordered)	1,178	1,140	1,155	1,153	2,289
<b>Total</b>	<b>2,074</b>	<b>2,130</b>	<b>2,281</b>	<b>2,295</b>	<b>3,725</b>
<b>PROBATE CASES PENDING DECEMBER 31ST</b>					
Decedent's Estates	1,130	1,280	1,209	1,217	1,214
Guardianships/Adults	2,755	2,866	2,915	2,991	3,033
Guardianships/Minors	2,233	2,483	2,698	2,668	2,726
Involuntary Detention	63	110	165	201	20
Sexually Violent Predators --- Probable	23	26	28	29	13
<b>Total Cases Pending 12/31</b>	<b>6,204</b>	<b>6,552</b>	<b>6,850</b>	<b>7,106</b>	<b>7,006</b>

<b>Family Court</b>					
<b>Referrals</b>	<b>2006</b>	<b>2007</b>	<b>2008</b>	<b>2009</b>	<b>2010</b>
Abuse -Neglect	916	848	1,018	1,199	1,190
Delinquency	2,743	2,531	1,850	1,572	1,598
Status	729	666	592	546	577
<b>Delinquency Filings</b>					
Violent	141	109	86	98	95
Nonviolent	240	190	140	156	119
Drug	81	68	43	26	24
Property	468	456	382	324	254
Other Delinquency Offenses	89	98	94	92	84
<b>Certifications</b>	62	63	71	46	59
<b>Youth Placed in Residential Facilities</b>					
Hilltop	143	98	79	76	83
McCune	147	85	58	61	55
Other Residential Facilities	192	104	155	91	258
<b>Programs &amp; Services</b>					
Field Services Cases					
Assigned	444	612	664	615	635
Mediation	433	437	396	449	494
Actual Visits/Exchanges		733	812	839	944
Parent Awareness		2,110	2,736	2,808	2,748
Prevention & Diversion	1,349	1,867	1,330	1,368	1,414

		<b>JURY-TRIED CASES</b>				
		<b>2006</b>	<b>2007</b>	<b>2008</b>	<b>2009</b>	<b>2010</b>
<b>CIVIL</b>						
	Independence	45	41	32	28	32
	Kansas City	76	66	54	68	55
<b>Total Civil Trials</b>		<b>121</b>	<b>107</b>	<b>86</b>	<b>96</b>	<b>87</b>
<b>CRIMINAL</b>						
	Independence	13	11	13	15	17
	Kansas City	65	60	65	70	46
<b>Total Criminal Trials</b>		<b>78</b>	<b>71</b>	<b>78</b>	<b>85</b>	<b>63</b>
<b>TOTAL JURY TRIALS</b>		<b>199</b>	<b>178</b>	<b>164</b>	<b>181</b>	<b>150</b>
<i>Civil figures include Probate trials. Criminal Figures include Municipal Appeals trials.</i>						
<b>JURORS QUALIFIED</b>						
	Independence	5,504	5,672	5,578	4,753	5,068
	Kansas City	12,951	11,646	12,872	13,222	12,873
<b>Total Jurors Available</b>		<b>18,455</b>	<b>17,318</b>	<b>18,450</b>	<b>17,975</b>	<b>17,941</b>
<b>JURORS SENT TO DIVISIONS</b>						
	Independence	2,753	2,743	2,463	2,117	2,641
	Kansas City	6,735	6,585	6,149	7,325	5,724
<b>Total Jurors Sent to Divisions</b>		<b>9,488</b>	<b>9,328</b>	<b>8,612</b>	<b>9,442</b>	<b>8,365</b>
<b>Juror Sent to Divisions/Available Jurors</b>		<b>51%</b>	<b>54%</b>	<b>47%</b>	<b>53%</b>	<b>47%</b>

<b>CIVIL PROCESS</b>					
	<b>2006</b>	<b>2007</b>	<b>2008</b>	<b>2009</b>	<b>2010</b>
<b>PRE-JUDGMENT PROCESS</b>					
Number Served	20,773	23,688	24,689	19,578	18,042
Bad Addresses	11,044	6,922	7,273	5,486	4,957
Unable To Contact	4,149	5,091	4,870	3,836	4,139
<b>Total</b>	<b>35,966</b>	<b>35,701</b>	<b>36,832</b>	<b>28,900</b>	<b>27,138</b>
<b>POST-JUDGMENT WRITS</b>					
Levies And Garnishments	18,782	18,985	20,662	22,214	22,038
Evictions	4,967	4,889	4,849	4,268	3,746
Attachments and Replevins	270	267	176	231	138
Protective Orders Served	1,830	1,557	1,327	1,364	1,597
Protective Orders Unable To Contact	5,176	5,093	4,495	4,805	4,613
<b>Total</b>	<b>31,025</b>	<b>30,791</b>	<b>31,509</b>	<b>32,882</b>	<b>32,132</b>
<b>TOTAL PAPERS</b>	<b>66,991</b>	<b>66,492</b>	<b>68,341</b>	<b>61,782</b>	<b>59,270</b>