

16th JUDICIAL CIRCUIT COURT OF JACKSON COUNTY, MISSOURI

State of the Judiciary



■ 2009

16th Judicial Circuit

Presiding Judge	Circuit Judge W, Stephen Nixon
Division 1	Circuit Judge Sandra C. Midkiff
Division 2	Circuit Judge Michael Manners
Division 3	Circuit Judge David M. Byrn
Division 4	Circuit Judge Justine E. Del Muro
Division 5	Circuit Judge W. Stephen Nixon
Division 6	Circuit Judge J. Dale Youngs
Division 7	Circuit Judge Ann Mesle
Division 8	Circuit Judge Peggy S. McGraw
Division 9	Circuit Judge Joel F. May
Division 10	Circuit Judge Charles E. Atwell
Division 11	Circuit Judge W. Brent Powell
Division 12	Circuit Judge Edith L. Messina
Division 13	Circuit Judge Jay A. Daugherty
Division 14	Circuit Judge John Torrence
Division 15	Circuit Judge Robert M. Schieber
Division 16	Circuit Judge Marco Roldan
Division 17	Circuit Judge Jack R. Grate
Division 18	Circuit Judge Brian C. Wimes
Division 19	Circuit Judge Kathleen A. Forsyth Commissioner Daniel P. Wheeler Dep. Commissioner S. Margene Burnett
Division 25	Associate Circuit Judge Richard T. Standridge
Division 26	Associate Circuit Judge Robert C. Beard
Division 27	Associate Circuit Judge Gregory B. Gillis
Division 28	Associate Circuit Judge Vernon E. Scoville III
Division 29	Associate Circuit Judge Margaret L. Sauer
Division 30	Associate Circuit Judge Twila K. Rigby
Division 31	Associate Circuit Judge Christine T. Sill-Rogers
Division 32	Associate Circuit Judge Robert L. Trout
Division 33	Associate Circuit Judge Jeffrey Bushur
Division 40	Commissioner Geoffrey Allen
Division 41	Commissioner Martina L. Peterson
Division 42	Commissioner Sherrill L. Rosen
Division 43	Commissioner Patrick Campbell
Division 44	Commissioner Molly Merrigan
Division 50	Commissioner David J. Fry

Court Administrator
Deputy Court Admin./Jury Supervisor
Deputy Court Admin./Legal Counsel
Deputy Court Admin./Family Court Services

Teresa L. York
Tracy L. Smedley
Harlene J. Hipsh
Jeff Eisenbeis

Table of Contents	
Civil	3
Criminal	8
Probate	12
Family Court	14
Jury	15
Civil Process	16
Jackson Co/St. Louis	18
Appendix	
Civil--Circuit Civil	19
Civil--Assoc. Circuit Civil	19
Nature of Actions Filed	20
Civil--Small Claims	22
Domestic Relations	23
Domestic Violence	23
Criminal--Felonies	24
Criminal--Misdemeanors	24
Traffic & Mun. Appls.	25
Drug Court and Drug-Related	25
Probate	26
Family Court	27
Jury	28
Civil Process	28

2009 At a Glance

Civil

From 2008 to 2009, the Court saw the following changes in Civil Records:

- Circuit Civil filings increased by 6%. The greatest percentage of filings were vehicular personal injury cases (14%) and breach of contract cases (12%).
- Employment discrimination filings continue to rise from less than 1% of all circuit civil cases filed in 2005 to 4.30% in 2009. The number of employment discrimination cases filed in 2009 increased by 19% over 2008 filings.
- Associate filings decreased by 4% overall from 2008, a decline of 10% in Independence and 2% in Kansas City.
- 28% of all Associate Civil filings were suits on account, 24% for breach of contract and 18% for rent and possession.
- Dispositions of Associate Civil cases declined 2%, and pending caseloads on December 31, 2009 decreased by 11% from those a year earlier.
- Domestic Relations filings rose by 8%, as did the cases pending at the close of 2009, but dispositions declined by 1% in 2009. In 2009, 28% of dissolutions without children and 20% of dissolutions with children were filed pro se.
- There was a 1% increase in Domestic Violence filings in 2009. the greatest increase being in stalking petitions.

Circuit Civil	
Filings	4,094
Dispositions	4,271
Jury Trials	68
Court Trials	175
Pending Cases (12/31/2009)	3,464
Associate Circuit	
Filings	35,236
Dispositions	36,328
Jury Trials	6
Court Trials	4,439
Pending Cases (12/31/2009)	10,334
Domestic Relations	
Filings	7,298
Dispositions	6,544
Court Trials	1,296
Pending Cases (12/31/2009)	4,850
Domestic Violence	
Filings	7,411
Dispositions	7,322
Orders of Protection --- Ex Parte	4,866
Full	1,684
Pending Cases (12/31/2009)	439

Note: Figures for jury trials are captured as recorded in JIS. The jury numbers exclude jury trials that end in settlements, directed verdicts or mistrials

Behind the Numbers

Civil

A Step Toward Paperless Case Files

During the 2009 calendar year, the Department of Civil Records commenced a special project to store and access filed documents in an electronic format through the facilities of JIS. This project was motivated initially by budgetary considerations and the need to drastically cut costs associated with physical case files.

By the end of 2009, all domestic and circuit civil pleading, orders and judgments are being scanned as filed. Given the volume of associate circuit cases and the shortage of staff, judgments only are being scanned. In Independence, the associate circuit office no longer pulls the case file before issuing a requested execution. Instead, the associate civil judgment is examined online.

The project has resulted in fewer files having to be pulled as everyone has access to the scanned copy. If a file can't be physically located for a customer, often the scanned portions of the file provide the needed information. Certain projects that would otherwise require pulling hundreds of files are facilitated by online availability of the files.

Scanning has required incorporating the processing into daily job functions and moving staff from one section to another. With the introduction of e-filing by the State and the gradual movement to electronic files, the Court will for some time see the need to scan paper filings.



High Volume Cases and Real Time Data Entry

In 2009, the 16th Circuit received the assistance of visiting judges from the 3rd, 4th and 9th Circuits. This partnering provided the opportunity to pilot a real-time data entry project on two high volume dockets. In Kansas City, one docket has uncontested dissolutions and another docket has landlord/tenant cases. In Independence, a real-time landlord/tenant docket is assigned to Associate Circuit Judge Trout.

As a part of the landlord/tenant docket, after consultation with the Bar and the Civil Records personnel, new forms were created and posted on the Court's website.

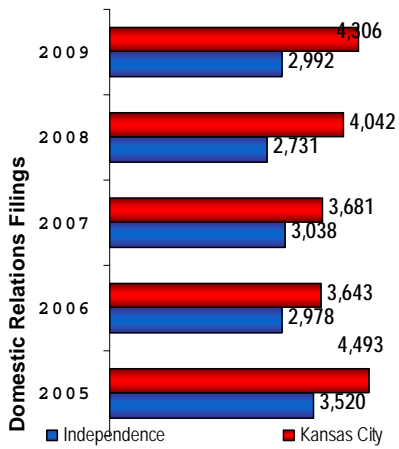
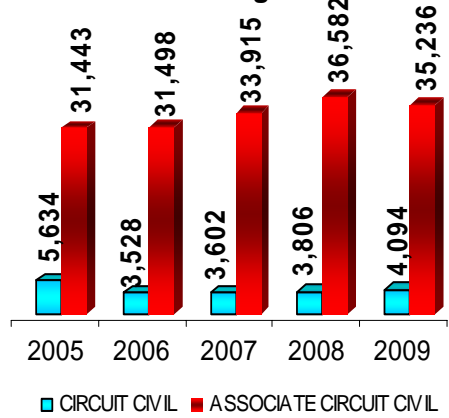
During the hearing of the cases on these dockets, two clerks assist in the courtroom. One does the data entry in JIS, including entering continuance dates, disposition codes and tracking files. The second clerk controls the flow of the docket, the physical files, attested copies, the digital recording equipment and answers questions from the parties.

After the dockets, the files along with judgments are returned to the Records Department for scanning and the entry of judgment codes.

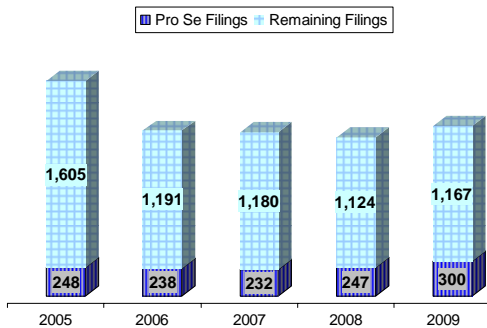
Trends...

Civil

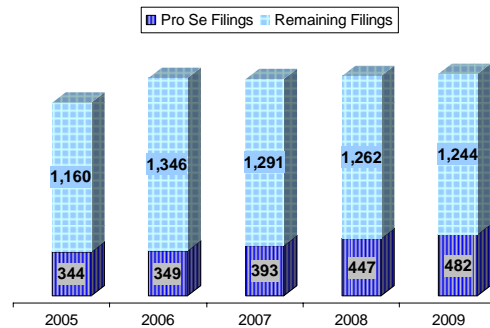
Circuit Civil and Associate Circuit Civil Filings



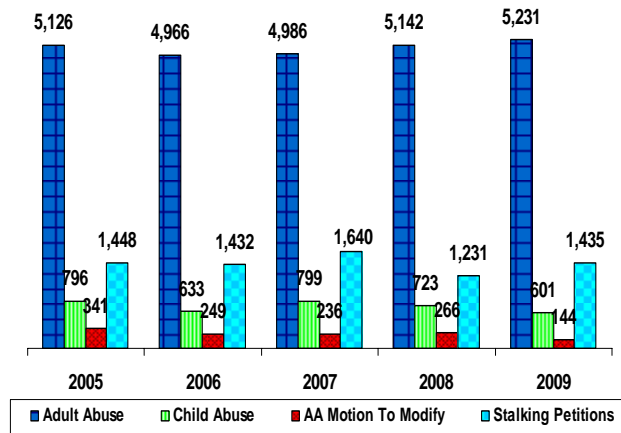
Pro Se Filings -- Dissolutions with Children



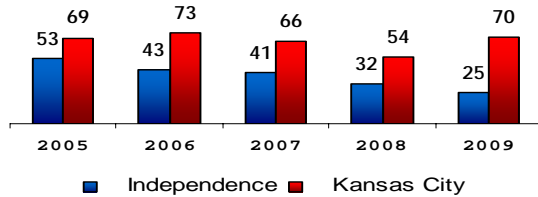
Pro Se Filings -- Dissolutions without Children



Domestic Violence Filings by Category



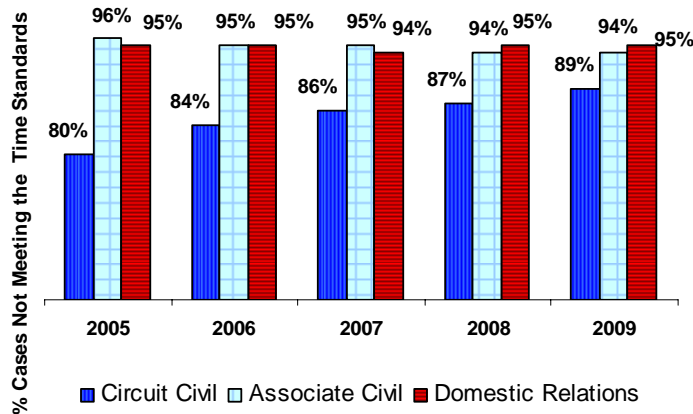
Civil Jury Trials



Time Standards

The statewide time standards for circuit civil cases are that 95% be disposed within 30 months. For associate civil and domestic relations cases, the standard is for 95% disposed within 12 months and 14 months, respectively. The larger chart below illustrates the percentage of the 16th Circuit's cases meeting these standards. The smaller table to the right shows more detail on the age of cases at disposition.

PERCENTAGE OF CASES DISPOSED				
CALENDAR YEAR 2009				
MO. CASE PROCESSING STANDARDS				Average Age of Case (Days)
	90%	95%		
CIRCUIT CIVIL	0-12 Months	12-24 Months	24-30 Months	391
ASSOCIATE CIVIL	0-4 Months	4-6 Months	6-12 Months	121
DOMESTIC RELATIONS	0-4 Months	4-10 Months	10-14 Months	111



2009 At a Glance

Criminal

The court saw the following changes in criminal caseloads from 2008 to 2009:

- Felony filings increased 4% in Kansas City, but filings decreased by 15% in Independence for an overall decrease of 3%.
- Of the felony cases initially filed in 2009, 32% were drug related, 11% involved motor vehicles such as driving while revoked, and 9% were burglary offenses. These percentages of total felony filings were unchanged from 2008.
- The clearance rate (the number of dispositions/the number of filings) for felonies was 107% and for traffic 112%, helping to decrease inventories by 14% for felonies and 17% for traffic cases.
- Misdemeanor filings increased 11%.
- Of all new misdemeanor filings, 78% involved motor vehicles, 6% nonsupport and 5% drug related offenses.
- Traffic case filings increased 5% over 2008, the increase being the first since the Court started participation in the Fine Collection Center.
- Filings of municipal appeals dropped 30%.
- Drug related case filings decreased by 8%, and drug court filings decreased by 37%.

Felonies

Filings	4,502
Dispositions	5,174
Jury Trials	62
Court Trials	29
Pending Cases (12/31/2009)	5,118

Misdemeanors

Filings	6,172
Dispositions	6,197
Court Trials	27
Pending Cases (12/31/2009)	6,800

Traffic

Filings	5,190
Dispositions	5,753

Municipal Appeals

Filings	344
Dispositions	379
Jury Trials	2
Court Trials	23

Note: Figures for jury trials are captured as recorded in JIS. The numbers exclude jury trials that end in pleas or mistrials.

Behind the Numbers

Criminal

Criminal "A" Circuit Assignment Eliminated

As of July 1, 2009, a circuit division is no longer being assigned to hear only preliminary matter in criminal cases in Kansas City, a division previously designated as Criminal "A". All criminal cases are being assigned to the designated criminal associate circuit division from initiation and until a pretrial conference is set on those that cannot otherwise be disposed. There has been no noticeable lengthening of the initial case processing time, and another circuit division is available for civil and criminal case assignments in Kansas City.

Prosecuting Attorney's Data Transfer

In July, 2009, the Prosecutor's Office commenced using a program where some 25 information elements in charging documents can be captured into JIS without further data entry. Before the information is transferred into JIS, a clerk must still review and compare the information to that contained in the paper filings and correct it as necessary. There are 6 or more additional screens in JIS to be completed in Criminal Records in order to completely initiate the new case.

Document Scanning

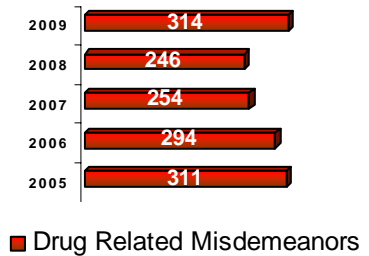
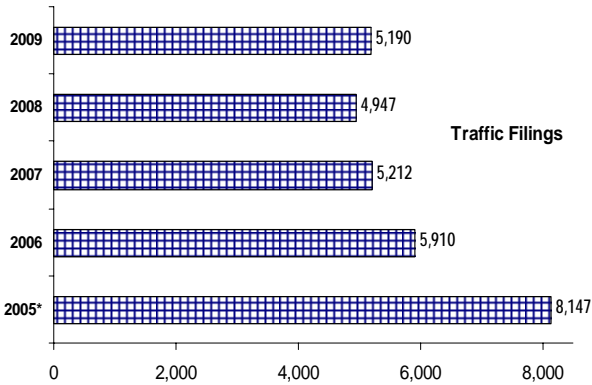
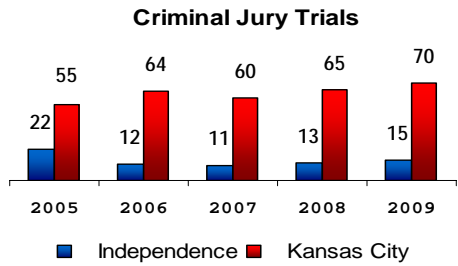
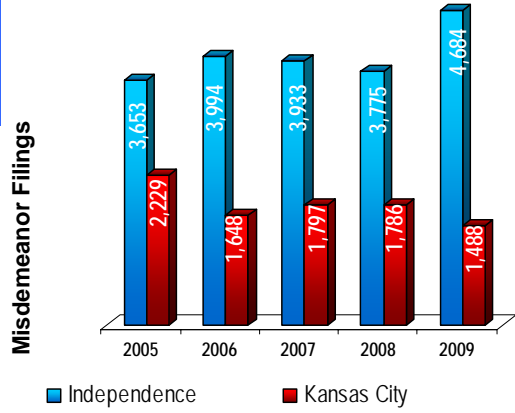
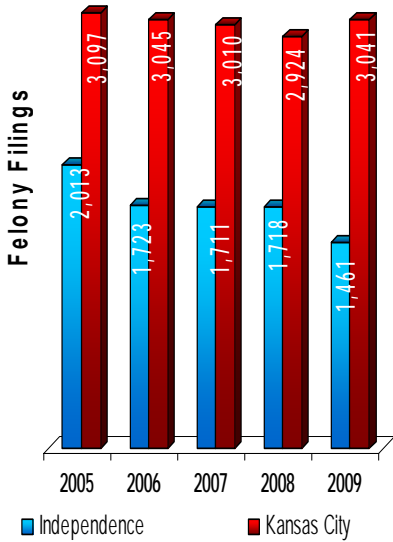
In 2009, Criminal Records started scanning case filings. Independence commenced scanning traffic tickets in July. In October, charging documents, probable cause statements, bond documents and disposition documents in new Independence criminal case filings were added. During the year, the gradual roll-out has permitted workflow adjustments before expanding to the Kansas City office in 2010 and to older files. Eventually the Department should see benefits from online access to pending case files and to most frequently requested documents for copies.

Extending Automation

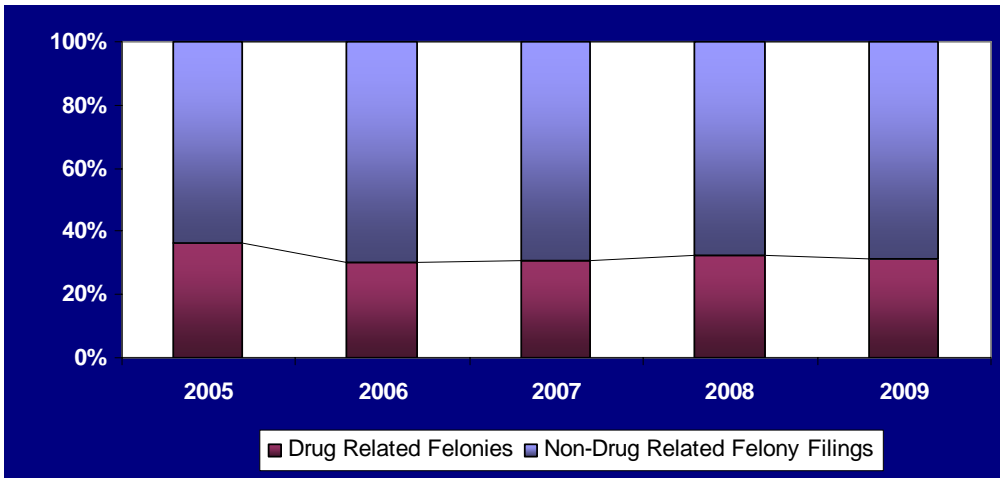
Before 2009, all search warrants, extraditions, investigative subpoenas were manually issued and tracked. Using a miscellaneous case type, these are now being entered and tracked in JIS.

Trends...

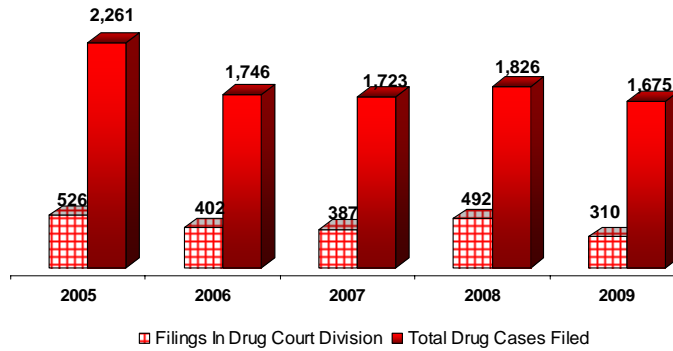
Criminal



*August, 2005 commenced Fine Collection Center



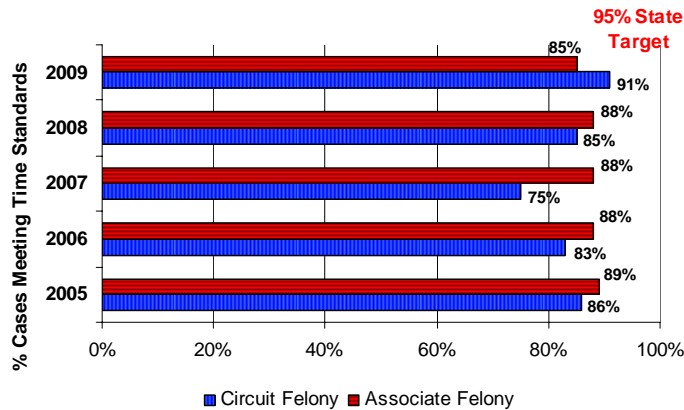
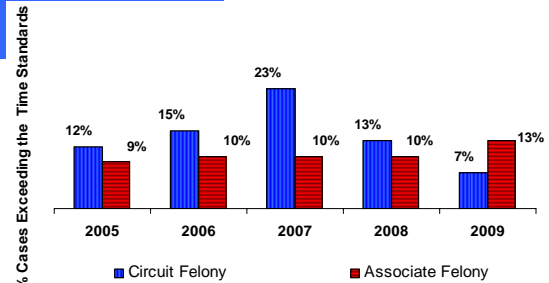
Drug Diversion Filings - Drug-Related Filings



Time Standards

The statewide time standards for circuit felony cases are that 95% be disposed within 14 months. For associate felony cases, the standard is for 95% disposed within 8 months. The larger chart below illustrates the percentage of the 16th Circuit's cases meeting these standards. The smaller chart to the right shows the percentages exceeding these time standards.

Percentages shown are based on calendar year.



2009 At a Glance

Probate

The court saw the following changes in probate cases from 2008 to 2009:

- Filings decreased 10%.
- Filings of decedent estates rose 1%, guardianships and conservatorships for incapacitated individuals rose 9%.
- Dispositions decreased by 15%.
- With regard to involuntary detentions, there were 27% fewer filings and 31% fewer dispositions in 2009 than in 2008.
- There were 4 jury trials involving sexually violent predators recorded in JIS in 2009 compared to 1 jury trial in 2008.

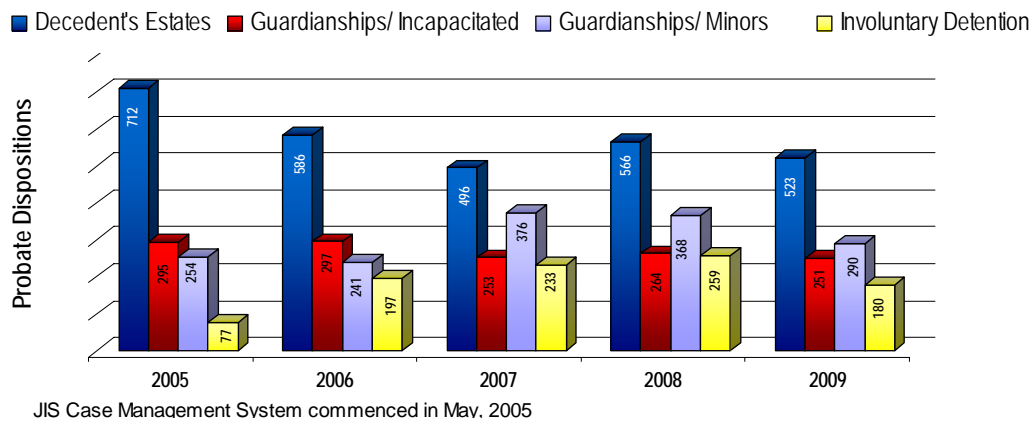
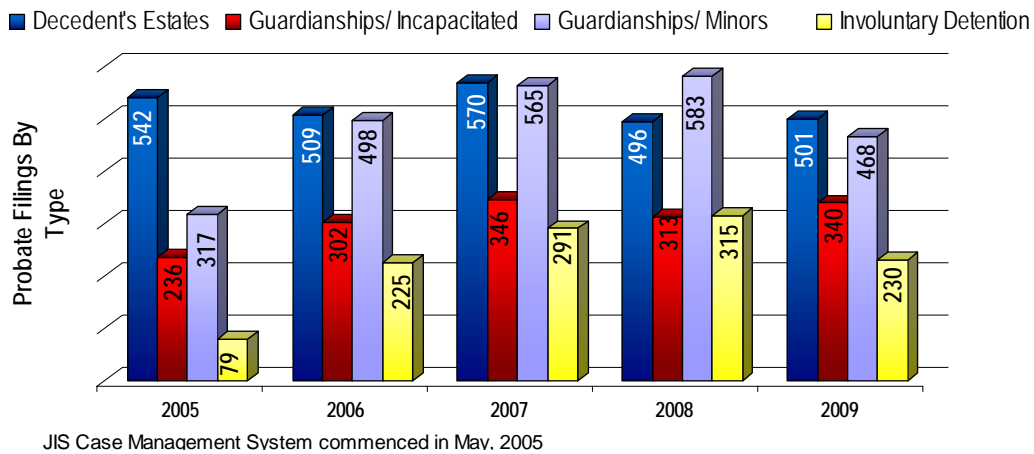
Filings	
Decedent Est.	501
Guardianships-Incapacitated	340
Guardianships-Minors	468
Dispositions	
Decedent Est.	523
Guardianships-Incapacitated	251
Guardianships-Minors	290
Involuntary Detentions	
Filings	230
Disposed	180
Pending Cases (12/31/2009)	
	7,106

Behind the Numbers

Document Management System

Motivated initially by an effort to cut storage costs, the Probate Offices commenced document scanning in 2009. By the end of the year and after several workflow changes, all documents are now being scanned and linked to docket entries in JIS. In addition to the benefit of having file documents available online, the scanning has provided a familiarity with some of the new technology accompanying electronic filing.

Trends...



2009 At a Glance

Family Court

Family Court saw the following changes in caseloads from 2008 to 2009:

- Referrals for abuse and neglect rose 18% , but delinquency and status referrals dropped 13% and 16%, respectively.
- Delinquency filings fell 47% overall, with drug-related offenses falling 95% while property offenses rose 179%.
- Certifications fell 35%.
- 4% fewer youths were placed in Hilltop while 5% more youths were placed in McCune.

Referrals		
Abuse/Neglect		1,206
Delinquent		1,613
Status		496
Filings		
Delinquency		
Violent Offenses		67
Nonviolent Offenses		103
Drug Offenses		16
Property Offenses		198
Other Delinquency		65
Certifications		46
Youth Placed		
Detention		
Hilltop		76
McCune		61
Other		100
Programs & Services		
Field Services Cases		
Assigned		615
Mediation		449
Connections- Visits		
Supervised		839
Therapeutic		69
Monitored Exchanges		117
Parent Awareness		2,808
Prevention & Diversion		1,368

2009 At a Glance

Jury

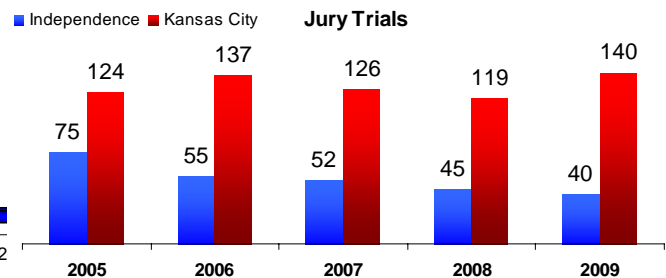
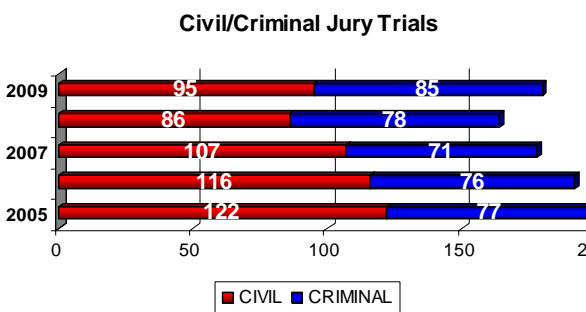
The court saw the following changes in jury trials from 2008 to 2009:

- There was a 10% increase in the number of cases tried by juries.
- Juror utilization comparing the number of jurors used with respect to those jurors available, increased from 49% to 52%. Comparing the number actually sworn as jurors with respect to those available, there was an increase from 12% in 2008 to 13% in 2009.
- The number of jury trials tried in Independence continued to decline.

TRIALS		
Civil		96
Criminal		85
Total		181
JURORS		
Summoned	62,525	
Qualified	17,975	
Sent to Divisions	9,442	
Sworn	2,389	
JUROR YIELD and UTILIZATION		
Juror Yield (Qualified/Summoned)		33%
Jurors on Panels/Qualified		52%
Sworn/Available		13%
JURY TRIAL CASE TYPES		
Civil		
Personal Injury		30%
Contract		25%
Employment		10%
Criminal		
Homicide		31%
Assault		16%
Robbery		13%

Note: Numbers include all juries sworn in a case. The case is counted although it may end in mistrial, settlement, directed verdict or plea and be recorded in JIS as other than a disposition by jury verdict. If a jury trial ends in a mistrial or hung jury, the case may be counted more than once if retried in the calendar year.

Trends...



2009 At a Glance

Civil Process

Compared to 2008, the following changes in service of process and writs were seen in 2009:

- The number of summons received declined 22%.
- The number of pre-judgment process successfully served as a percentage of the number received for service increased by 1%
- Post-judgment papers received rose 4% with an 8% rise in levies and garnishments and 31% rise in attachments and replevins.
- Of post-judgment writs, only evictions fell (12%).

2009 Totals	
Pre-Judgment Process	28,900
Post-Judgment Writs	32,882
Total Papers Served	61,782
Pre-judgment Process	
Total Served	19,578
Bad Addresses	5,486
Unable to Serve	3,836
Post-judgment Writs	
Levies/Garnishments	22,214
Evictions	4,268
Attachments/Replevins	231
Ex Parte Orders Served	1,364
Ex Parte Unable to Serve	4,805

Behind the Numbers

In 2009, Civil Process again reorganized staff in order to accommodate fewer process servers. In 2007, the field staff was reduced by 2 positions and on July 1, 2009, there was a further reduction of 4 positions. The reductions in force were to meet County-funded budget constraints.

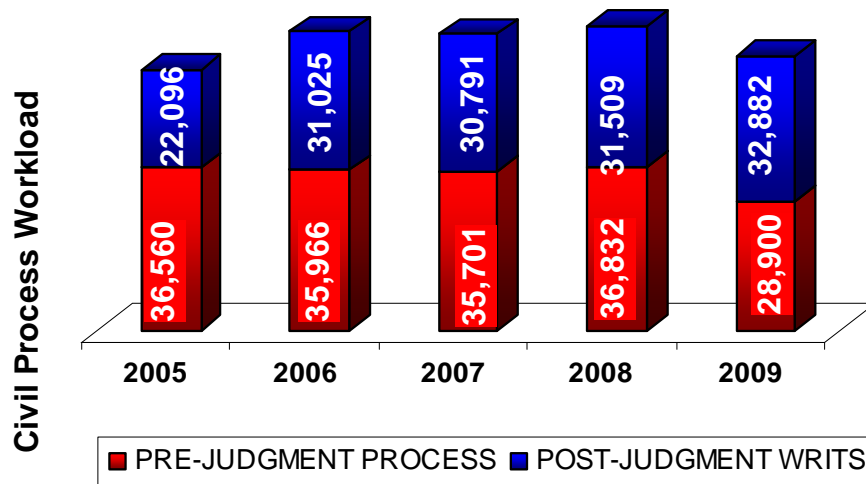
Civil Process

The lines dividing the County into sectors serviced by process servers have had to be redrawn, each remaining process server having a larger area to work.

Even with the reductions in force, the service rate increased to 68% in 2009 from 67% in 2008 and 58% in 2006.

The introduction of electronic filing will have an impact on process service, but the nature and extent of that impact is still only conjecture.

Trends...



2009 At a Glance

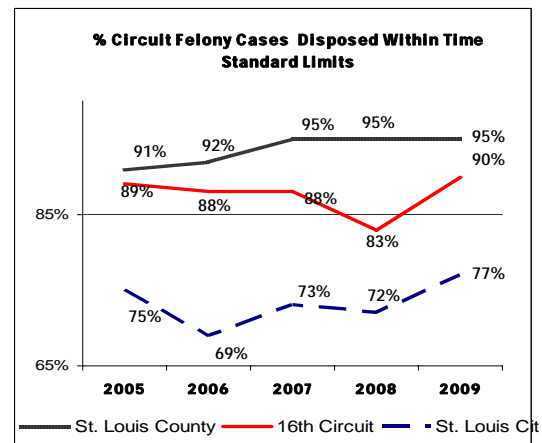
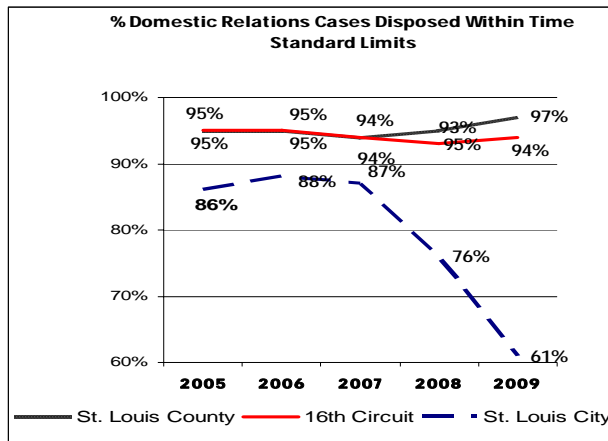
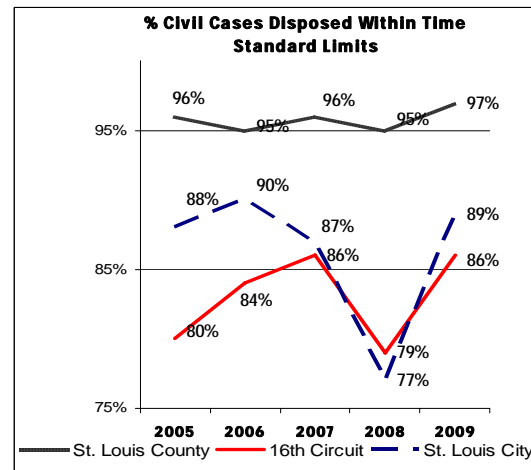
St. Louis
16th Circuit/

2009 STATE FISCAL YEAR July 1, 2008 - June 30, 2009	16th Circuit Jackson County	21st Circuit St. Louis County	22nd Circuit St. Louis City	21st and 22nd
Population	668,417	991,830	354,361	1,346,191
Total Filings	81,215	106,534	48,371	154,905
Total Dispositions	83,511	106,536	33,245	139,781
Total Pending Cases	47,591	55,958	33,245	89,203
# of Judges (Circuit/Assoc.)	28	33	31	64
Average Filings per Judge	2,901	3,228	1,560	2,420
Average Dispositions per Jud	2,983	3,228	1,072	2,184

Data Source : Missouri Judicial Report Supplement for Fiscal Year 2009

Time Standards

For Circuit Civil cases 95% disposed within 30 months; for Domestic Relations cases and Circuit Felony cases, 95% disposed within 14 months.



Statistics are for Missouri fiscal year, July 1 to June 30.

CIRCUIT CIVIL						
FILINGS		2005	2006	2007	2008	2009
	Independence	1,847	1,315	1,342	1,394	1,481
	Kansas City	3,787	2,213	2,260	2,412	2,613
Total Filings		5,634	3,528	3,602	3,806	4,094
DISPOSITIONS						
	Independence	1,425	1,623	1,298	1,390	1,370
	Kansas City	2717	2864	2631	2393	2901
Total Dispositions		4,142	4,487	3,929	3,783	4,271
MANNER OF DISPOSITION						
	Court Trial	177	189	107	143	175
	Jury Trial	84	97	82	84	68
	Judgment W/O Trial & Defaults	1,102	1,032	1,047	1,111	1,460
	Dismissed	2,567	3,005	2,575	2,328	2,402
	Removed To Federal Court	212	115	95	103	136
	Change Of Venue	56	49	48	41	30
PENDING DECEMBER 31ST						
	Independence	1,650	1,817	1,168	1,188	1,148
	Kansas City	4,141	2,910	2,863	2,638	2,316
Total CJ Civil Cases Pending		5,791	4,727	4,031	3,826	3,464

ASSOCIATE CIRCUIT CIVIL						
FILINGS		2005	2006	2007	2008	2009
	Independence	8,196	6,677	8,006	8,461	7,598
	Kansas City	23,247	24,821	25,909	28,121	27,638
Total Filings		31,443	31,498	33,915	36,582	35,236
DISPOSITIONS						
	Independence	9,056	7,389	7,605	8,467	7,822
	Kansas City	23,653	23,714	24,620	28,415	28,506
Total Dispositions		32,709	31,103	32,225	36,882	36,328
MANNER OF DISPOSITION						
	Court Trial	4,557	4,110	4,348	4,936	4,439
	Jury Verdict	10	10	7	2	6
	Judgment W/O Trial & Defaults	15,361	15,490	16,208	17,875	18,200
	Dismissed	12,667	11,066	11,049	13,373	12,732
	Change Of Venue	102	99	165	200	269
	Other	237	328	448	496	682
ASSOCIATE CIRCUIT CASES PENDING DECEMBER 31ST						
	Independence	2,998	2,377	2,860	2,861	2,748
	Kansas City	7,037	5,613	9,032	8,686	7,586
Total ACJ Civil Cases Pending		10,035	7,990	11,892	11,547	10,334

CIRCUIT CIVIL--Nature of Action

NATURE OF ACTION	2005	2006	2007	2008	2009			
	# CASES	# CASES	# CASES	# CASES	INDEP.	KC	# CASES	%
CC Appl to Enf Mechanics Lien	41	35	48	27	26	28	54	1.32%
CC Asbestos	29	10	25	18	2	4	6	0.15%
CC Breach of Contract	365	425	374	490	167	312	479	11.70%
CC CAFA Forfeit 513.600-513.64	108	104	104	71	10	57	67	1.64%
CC Chapter 536 State Agency Review	10	7	11	10	1	4	5	0.12%
CC Contract-Other	102	96	83	64	19	36	55	1.34%
CC Declaratory Judgment	78	58	66	69	26	51	77	1.88%
CC Delinquent Taxes	0	0	0	3	0	55	55	1.34%
CC DL Revoc Reww 302.311 RSMo.	44	40	33	33	14	7	21	0.51%
CC Eminent Domain/Condemn Other	20	21	20	12	3	5	8	0.20%
CC Eminent Domain/Condemn State	4	1	5	2	2	4	6	0.15%
CC Employmnt Discrimtn 213.111	37	74	126	148	80	96	176	4.30%
CC Exception	21	12	14	3	1	0	1	0.02%
CC Foreclosure	15	20	53	62	6	21	27	0.66%
CC Habeas Corpus	11	13	7	9		5	5	0.12%
CC Injunction	58	50	29	38	10	24	34	0.83%
CC Limit Driv Priv 302.309 RSMo	12	7	5	9	1	0	1	0.02%
CC Mechanics Lien	567	657	595	597		0	0	0.00%
CC Motn, Rules 29.15 or 24.035	113	110	90	146	23	103	126	3.08%
CC Other Administrative Review	11	19	26	27	8	34	42	1.03%
CC Other Extraordinary Remedy	7	30	24	38	11	34	45	1.10%
CC Other Miscellaneous Actions	352	235	210	235	63	187	250	6.11%
CC Other Real Estate Actions	79	68	110	109	44	60	104	2.54%
CC Other Tort	295	203	192	252	125	193	318	7.77%
CC Out of State Witness	85	77	60	59	0	67	67	1.64%
CC Partition	10	8	7	18	10	3	13	0.32%
CC Personal Injury-Fed Empl Liability	91	14	24	25	11	18	29	0.71%
CC Personal Injury-Malpractice	312	59	83	99	42	68	110	2.69%
CC Personal Injury-Other	527	206	208	243	120	151	271	6.62%
CC Personal Injury-Product Liability	153	18	17	20	13	10	23	0.56%
CC Personal Injury-Vehicular	1202	456	475	522	245	309	554	13.53%
CC Pro Forma	0	0	1	1	1	1	2	0.05%
CC Promissory Note	57	73	80	110	48	103	151	3.69%
CC Property Damage	57	45	47	48	10	30	40	0.98%
CC Quiet Title	61	85	78	89	16	67	83	2.03%
CC Refusing Breath. 302.750/577.04	9	8	13	9	8	2	10	0.24%
CC Reg. Foreign Judgment (excl.DR)	137	164	145	153	48	78	126	3.08%
CC Rent and Possession	4	4	5	4	6	2	8	0.20%
CC Replevin	163	207	196	126	17	137	154	3.76%
CC Small Claims Certified	0	55	0	0	0	0	0	0.00%
CC Small Claims Trial de Novo	50	33	57	67	16	24	40	0.98%
CC Specific Performance	67	99	11	8	2	7	9	0.22%
CC Suit on Account	76	14	134	121	71	38	109	2.66%
CC Tax Action-Other	7	116	24	24	10	9	19	0.46%
CC TDN of DOR Decision	120	15	120	84	58	34	92	2.25%
CC Temporary Restraining Order	15	48	16	13	4	22	26	0.64%
CC Trial de Novo	42	0	37	47	10	42	52	1.27%
CC Unlawful Detainer	0	0	1	2	0	2	2	0.05%
CC Will Contest 473.083	4	3	1	2	3	0	3	0.07%
CC Wrongful Death	221	74	83	86	70	69	139	3.40%
Circuit Civil Total	5,849	4,176	3,578	4,452	1,481	2,613	4,094	100.00%

ASSOCIATE CIRCUIT CIVIL--Nature of Action

NATURE OF ACTION	2005	2006	2007	2008	2008			
	# CASES	# CASES	# CASES	# CASES	INDEP.	KC	# CASES	%
AC Appl to Enf Mechanics Lien	8	10	21	28	17	10	27	0.07%
AC Breach of Contract	5383	5843	5192	7,701	577	8,257	8,834	24.18%
AC Contract-Other	367	578	229	459	493	50	543	1.49%
AC Declaratory Judgment	0	1	2	3	1	5	6	0.02%
AC Delinquent Tax	3265	1834	1780	738	353	1,421	1,774	4.86%
AC DL Revoc Rewv 302.311RSMo.	66	24	45	57	6	72	78	0.21%
AC Expunge Arrest Record	11	9	4	12		22	22	0.06%
AC Foreclosure	2	0	9	2			0	0.00%
AC Grandparent Visitation	0	1	2	1			0	0.00%
AC Gun Permit Appeal	19	57	42	2	1	16	17	0.05%
AC Landlord Complaint	3078	3496	2708	2,492	1,278	247	1,525	4.17%
AC Limit Driving Priv 302.309 RSMo	37	35	36	29	20	9	29	0.08%
AC Misc Associate Civil-Other	565	308	404	243	47	221	268	0.73%
AC Other Administrative Review	4	2	1	3	3	1	4	0.01%
AC Other Real Estate Actions	2	0	5	5	1	9	10	0.03%
AC Other Tort	123	248	199	216	94	151	245	0.67%
AC Owner/Lienhldr Pet Prop Rel	1	0	0	2			0	0.00%
AC Pers Injury-Other	51	67	40	26	5	16	21	0.06%
AC Pers Injury-Vehicular	270	203	112	106	48	37	85	0.23%
AC Promissory Note	1549	1339	1128	1,502	236	1,105	1,341	3.67%
AC Property Damage	808	656	482	354	225	337	562	1.54%
AC Quiet Title	11	9	12	18	1	26	27	0.07%
AC Refus Breath 302.750/577.04	476	472	578	580	415	178	593	1.62%
AC Reg of Foreign Judgment	327	311	305	555	61	579	640	1.75%
AC Rent and Possession	5294	5474	6064	5,990	724	5,753	6,477	17.73%
AC Replevin	126	171	125	114	30	110	140	0.38%
AC Revival of Judgment			182	34			0	0.00%
AC SATOP Rev. 302.540/577.041	55	110	95	58	75		75	0.21%
AC Small Claims over \$100	1701	1547	1554	1,396	582	709	1,291	3.53%
AC Small Claims under \$100	3	1	2	1	0		0	0.00%
AC Specific Performance	65	58	40	17		2	2	0.01%
AC Suit on Account	9897	8297	9437	12,668	2,534	7,712	10,246	28.05%
AC Unlawful Detainer	1391	1739	2260	2,568	343	1,302	1,645	4.50%
Associate Circuit Civil Total	29,564	27,047	27,882	37,980	8,170	28,357	36,527	100.00%

		SMALL CLAIMS				
FILINGS		2005	2006	2007	2008	2009
	Independence	731	689	675	620	582
	Kansas City	817	909	779	777	709
Total Filings		1,548	1,598	1,454	1,397	1,291
		DISPOSITIONS				
	Independence	624	700	842	663	487
	Kansas City	867	915	797	781	671
Total Dispositions		1,491	1,615	1,639	1,444	1,158
		MANNER OF DISPOSITION				
	Court Trial	420	465	493	431	388
	Judgment W/O Trial & Defaults	284	305	316	294	233
	Dismissed	784	834	830	715	535
	Change Of Venue	2	0	0	0	0
	Other	1	1	0	4	2
		SMALL CLAIMS CASES PENDING DECEMBER 31ST				
	Independence	446	390	223	117	270
	Kansas City	261	265	232	226	259
Total Pending		707	655	455	343	529

DOMESTIC RELATIONS						
(Excludes Admin Orders & Domestic Violence)						
FILINGS		2005	2006	2007	2008	2009
	Independence	3,520	2,978	3,038	2,731	2,992
	Kansas City	4,493	3,643	3,681	4,042	4,306
Total Filings		8,013	6,621	6,719	6,773	7,298
DISPOSITIONS						
	Independence	3,019	2,818	2,642	2,972	2,672
	Kansas City	3,779	3,891	3,412	3,619	3,872
Total Dispositions		6,798	6,709	6,054	6,591	6,544
MANNER OF DISPOSITION						
	Court Trial	1,963	1,585	1,202	1,137	1,296
	Not W/O Trial/Default Judgments	3,421	3,638	3,800	4,038	3,138
	Dismissed	1,311	1,293	1,038	1,400	1,217
	Change Of Venue	19	30	14	16	23
	Other	84	163			870
DOMESTIC RELATIONS CASES PENDING DECEMBER 31						
	Independence	1,623	1,235	1,647	1,303	1,532
	Kansas City	2,132	2,356	2,637	3,168	3,318
Total		3,755	3,591	4,284	4,471	4,850

DOMESTIC VIOLENCE						
FILINGS		2005	2006	2007	2008	2009
	Independence	3,122	2,779	2,932	2,914	3,031
	Kansas City	4,579	4,501	4,729	4,448	4,380
Total Filings		7,701	7,280	7,661	7,362	7,411
DISPOSITIONS						
	Independence	3,088	2,793	2,853	2,999	2,958
	Kansas City	4,550	4,506	4,619	4,465	4,364
Total Dispositions		7,638	7,299	7,472	7,464	7,322
FILING CATEGORIES						
	Adult Abuse	5,126	4,966	4,986	5,142	5,231
	Child Abuse	796	633	799	723	601
	AA Motion To Modify	341	249	236	266	144
	Stalking Petitions	1,448	1,432	1,640	1,231	1,435
MANNER OF DISPOSITION						
	Court Trial	1,612	1,500	1,779	1,537	1,322
	Not W/O Trial/Default Judgments	491	503	513	739	771
	Dismissed	5,528	5,286	5,171	5,188	5,217
	Change Of Venue	0	2	2	0	0
	Other	7	8	7	0	12
DOMESTIC VIOLENCE CASES PENDING ON DECEMBER 31ST						
	Independence	162	144	224	135	200
	Kansas City	301	238	320	242	239
Total Pending		463	382	544	377	439

		FELONIES				
FILINGS		2005	2006	2007	2008	2009
	Independence	2,013	1,723	1,711	1,718	1,461
	Kansas City	3,097	3,045	3,010	2,924	3,041
Total		5,110	4,768	4,721	4,642	4,502
***DISPOSITIONS						
	Independence	1,842	1,703	1,631	1,666	1,440
	Kansas City	3,277	3,312	3,086	3,279	3,734
Total		5,119	5,015	4,717	4,945	5,174
<i>***Cases bound over or transferred for jury trials to Circuit Judges by Associate Circuit Judges are excluded from totals.</i>						
MANNER OF DISPOSITION						
	Court Dismissal	10	9	15	29	21
	State Dismissal	1,205	1,058	1,120	1,061	1,130
	Guilty By Court	4	10	10	13	27
	Guilty By Jury	24	32	32	47	47
	Guilty Plea	3,805	3,716	3,511	3,716	3,903
	Not Guilty By Court	2	2	3	2	2
	Not Guilty By Reason Mental Illness	27	6	1	21	21
	Not Guilty By Jury	18	16	21	15	15
	Other	24	166	4	41	8
PENDING 12/31						
	Independence	2,329	1,913	1,884	1,724	1,523
	Kansas City	4,511	4,327	4,304	4,214	3,595
	Total Pending	6,840	6,240	6,188	5,938	5,118

		MISDEMEANORS				
FILINGS		2005	2006	2007	2008	2009
	Independence	3,653	3,994	3,933	3,775	4,684
	Kansas City	2,229	1,648	1,797	1,786	1,488
Total		5,882	5,642	5,730	5,561	6,172
DISPOSITIONS***						
	Independence	2,362	3,432	3,924	3,847	4,437
	Kansas City	1,800	1,821	1,713	1,761	1,760
Total		4,162	5,253	5,637	5,608	6,197
<i>***Cases bound over or transferred for jury trials to Circuit Judges by Associate Circuit Judges are excluded from total</i>						
MANNER OF DISPOSITION						
	Court Dismissal	9	37	17	7	94
	State Dismissal	1,230	1,773	1,842	1,620	1,821
	Guilty By Court	1	0	12	35	21
	Guilty By Jury	0	1	1	0	3
	Guilty Plea	2,901	3,436	3,755	3,897	4,246
	Not Guilty By Court	5	3	8	3	6
	Not Guilty By Reason Mental Illness	1	0	0	0	0
	Not Guilty By Jury	1	2	0	0	1
	Other	14	1	2	46	5
PENDING 12/31						
	Independence	3,837	4,259	4,271	4,725	4,779
	Kansas City	2,457	2,192	2,317	2,210	2,021
	Total Pending Misdemeanors	6,294	6,451	6,588	6,935	6,800

TRAFFIC CASES					
	2005**	2006	2007	2008	2009
Filings	8,147	5,910	5,212	4,947	5,190
Dispositions	8,553	6,427	5,149	5,340	5,753
**Commenced FCC August, 2005					
MUNICIPAL APPEALS					
	2005	2006	2007	2008	2009
FILINGS					
Total	879	962	419	490	344
Independence	180	161	135	153	108
Kansas City	699	801	284	337	236
DISPOSITIONS					
Total	530	1,034	307	479	379
Independence	172	171	120	122	132
Kansas City	358	863	187	357	247
MANNER OF DISPOSITION					
Court Trial	26	29	23	25	23
Jury Trial	1	9	3	2	2
Guilty Plea	201	566	251	264	207
Dismissed By Court	61	139	37	31	31
Dismissed By City	101	65	113	65	70
Dismissed And Remanded	140	226	104	92	46
DRUG COURT CASES/DRUG-RELATED CASES					
	2005	2006	2007	2008	2009
Filings In Drug Court Division	526	402	387	492	310
Total Drug Cases Filed	2,261	1,746	1,723	1,826	1,713
CASE ACTIVITY					
Defendants Successfully Completing	69	80	109	182	202
Defendants Leaving Program	48	64	68	48	44
Defendants Terminated	292	208	146	249	133
Total Disposed By Drug Court	409	352	323	479	379

PROBATE CASES					
	2005	2006	2007	2008	2009
FILINGS					
Decedent's Estates	542	509	570	496	501
Guardianships/ Incapacitated	236	302	346	313	340
Guardianships/ Minors	317	498	565	583	468
Involuntary Detention	79	225	291	315	230
Probable Cause	19	5	3	4	3
Total Filings	1,598	1,539	1,775	1,711	1,542
DISPOSITIONS					
Decedent's Estates	712	586	496	566	523
Guardianships/Incapacitated	295	297	253	264	251
Guardianships/Minors	254	241	376	368	290
Involuntary Detention	77	197	233	259	180
Sexually Violent Predators --- Probable	0	0	2	2	2
Total Dispositions	1,338	1,321	1,360	1,459	1,246
OTHER PROBATE ACTIVITY					
Abbreviated Matters(Refusals of	949	896	990	1,126	1,142
Applications for 96 Hr. Detention,	1,341	1,178	1,140	1,155	1,153
Total	2,290	2,074	2,130	2,281	2,295
PROBATE CASES PENDING DECEMBER 31ST					
Decedent's Estates	1,194	1,130	1,280	1,209	1,217
Guardianships/Incapacitated	2,738	2,755	2,866	2,915	2,991
Guardianships/Minors	1,988	2,233	2,483	2,698	2,668
Involuntary Detention	0	63	110	165	201
Sexually Violent Predators --- Probable	19	23	26	28	29
Total Cases Pending 12/31	5,939	6,204	6,552	6,850	7,106
*Commenced JIS May, 2005					

Family Court					
Referrals	2005	2006	2007	2008	2009
Abuse -Neglect	787	908	873	1,018	1,206
Delinquency	2,971	2,743	2,531	1,850	1,613
Status	776	729	666	592	496
Delinquency Filings					
Violent		150	93	87	67
Nonviolent		250	164	117	103
Drug		441	423	334	16
Property		107	93	71	198
Other Delinquency Offenses		210	265	243	65
Certifications		60	63	71	46
Youth Placed in Residential Facilities					
Hilltop	160	143	98	79	76
McCune	105	147	85	58	61
Other Residential Facilities	286	190	104	89	100
Programs & Services					
Field Services Cases					
Assigned	670	444	612	664	615
Mediation	614	433	437	396	449
Connections- Actual Visits	32	136	32	169	839
Parent Awareness	2,555	2,503	2,110	2,736	2,808
Prevention & Diversion	987	1,349	1,867	1,330	1,368

JURY-TRIED CASES		2005	2006	2007	2008	2009
CIVIL						
	Independence	53	43	41	32	25
	Kansas City	69	73	66	54	70
Total Civil Trials		122	116	107	86	95
CRIMINAL						
	Independence	22	12	11	13	15
	Kansas City	55	64	60	65	70
Total Criminal Trials		77	76	71	78	85
TOTAL JURY TRIALS		199	192	178	164	180
<i>Civil figures include Probate trials. Criminal Figures include Municipal Appeals trials.</i>						
JURORS QUALIFIED						
	Independence	4,862	5,504	5,672	5,578	4,753
	Kansas City	11,548	12,951	11,646	12,872	13,222
Total Jurors Available		16,410	18,455	17,318	18,450	17,975
JURORS SENT TO DIVISIONS						
	Independence	3,202	2,753	2,743	2,463	2,117
	Kansas City	5,916	6,735	6,585	6,149	7,325
Total Jurors Sent to Divisions		9,118	9,488	9,328	8,612	9,442
Juror Sent to Divisions/Available Jurors		56%	51%	54%	47%	53%

CIVIL PROCESS		2005	2006	2007	2008	2009
PRE-JUDGMENT PROCESS						
	Number Served	20,057	20,773	23,688	24,689	19,578
	Bad Addresses	11,224	11,044	6,922	7,273	5,486
	Unable To Contact	5,279	4,149	5,091	4,870	3,836
	Total	36,560	35,966	35,701	36,832	28,900
POST-JUDGMENT WRITS						
	Levies And Garnishments	18,059	18,782	18,985	20,662	22,214
	Evictions	4,037	4,967	4,889	4,849	4,268
	Attachments and Replevins		270	267	176	231
	Protective Orders Served		1,830	1,557	1,327	1,364
	Protective Orders Unable To Contact		5,176	5,093	4,495	4,805
	Total	22,096	31,025	30,791	31,509	32,882
TOTAL PAPERS		58,656	66,991	66,492	68,341	61,782