



MISSOURI  
16TH JUDICIAL  
CIRCUIT

**2021 Annual Statistical Report**

## Table of Contents

Divisions.....	3
Court Organization Chart.....	4
Court Administrator’s Introduction.....	5
Court Filings.....	7
Performance	
Measures.....	8
Civil.....	11
Circuit Civil and Associate Circuit Civil.....	12
Domestic Relations/Domestic Violence.....	17
Criminal .....	20
Felonies and Misdemeanors.....	21
Traffic/Municipal Appeals/Drug Treatment .....	25
Probate .....	28
Family Court.....	32
Civil Process.....	37
Jury .....	40
Court Information Technology .....	43

# The Missouri Sixteenth Judicial Circuit — Jackson County

**Presiding Judge J. Dale Youngs (2020-2021)**

## CIRCUIT JUDGES

**Division 1 Sarah A. Castle**

**Division 2 Kenneth R. Garrett III**

**Division 3 Jerri J. Zhang**

**Division 4 Justine E. Del Muro**

**Division 5 James F. Kanatzar**

**Division 6 J. Dale Youngs**

**Division 7 S. Margene Burnett**

**Division 8 Bryan E. Round**

**Division 9 Joel P. Fahnestock**

**Division 10 Patrick W. Campbell**

**Division 11 Adam L. Caine**

**Division 12 Jennifer M. Phillips**

**Division 13 Charles H. McKenzie**

**Division 14 John M. Torrence**

**Division 15 Jalilah Otto**

**Division 16 Marco Roldan**

**Division 17 Cory L. Atkins**

**Division 18 Kevin D. Harrell**

**Division 19 Mark A. Styles, Jr.**

**Division 19 Comm. Amy B. DeGraeve**

**Division 19 Dep. Comm. Brian A. Tillema**

## ASSOCIATE CIRCUIT JUDGES

**Division 25 Jessica Agnelly**

**Division 26 R. Travis Willingham**

**Division 27 Kea S. Bird-Riley**

**Division 28 Jeffrey C. Keal**

**Division 29 Janette K. Rodecap**

**Division 30 Twila K. Rigby**

**Division 31 Mary F. Weir**

**Division 32 Kyndra J. Stockdale**

**Division 33 Jeffrey Bushur**

**Division 34 Susan E. Long**

## COMMISSIONERS

**Division 40 William R. Jackson III**

**Division 41 Katie Rooney**

**Division 42 Sherrill L. Rosen**

**Division 43 Lisa M. Dubé**

**Division 44 Nancy Alemifar**

**Division 50 Tiffany D. Gregg**

**Court Administrator**

**Deputy Court Admin./Family Court Services**

**Deputy Court Admin./Jury Supervisor**

**Mary A. Marquez**

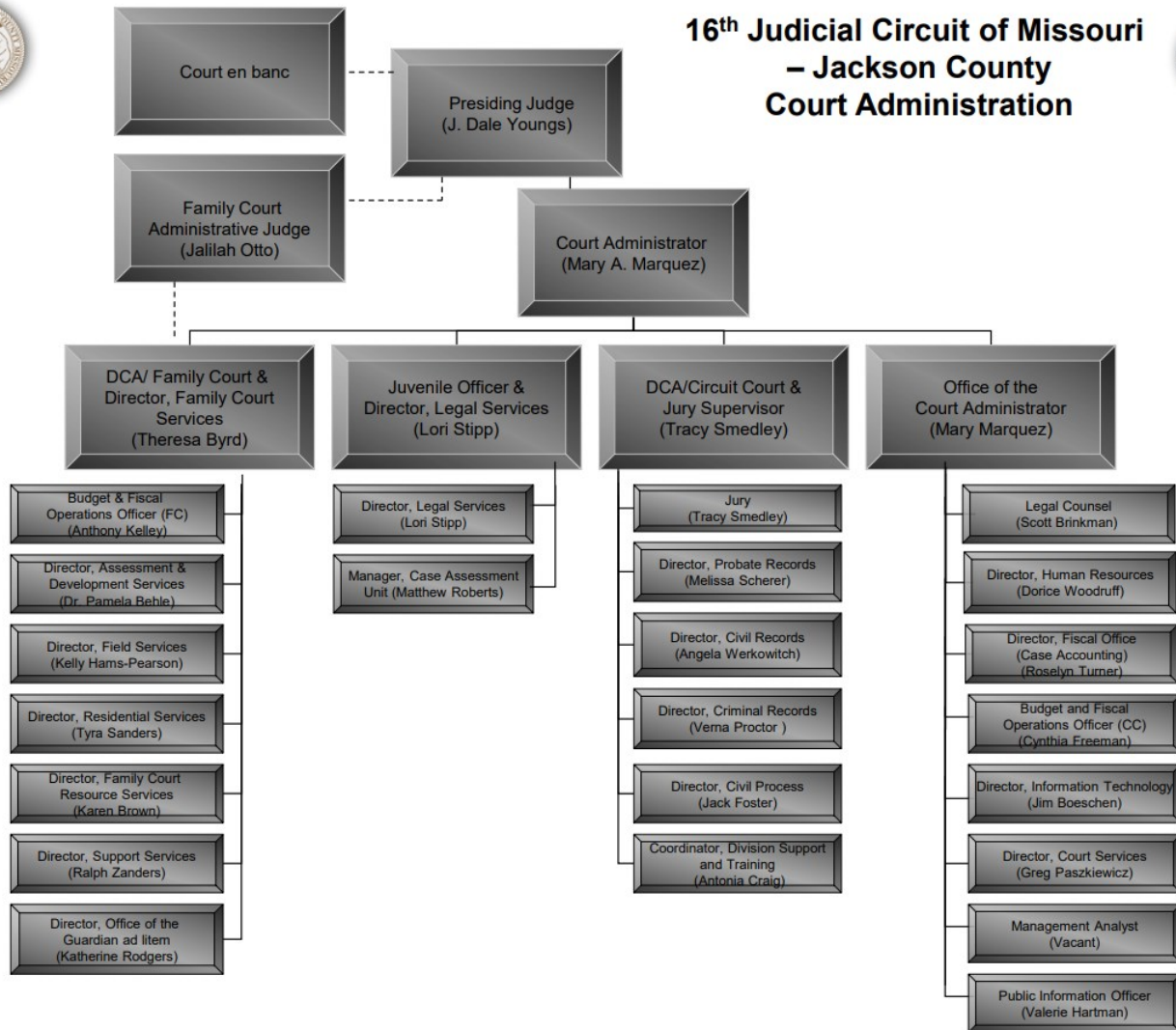
**Theresa Byrd**

**Tracy L. Smedley**





# 16<sup>th</sup> Judicial Circuit of Missouri – Jackson County Court Administration



## Court Administrator's Introduction

After the 2020 COVID-19 pandemic left the Court and many other institutions in a tailspin, 2021 was mostly a year of recovery and adaptation to new methods, many of which may become part of the new way court procedures work. These approaches range from maintaining a clean environment to conducting court proceedings virtually.

The Court took great precautions in following CDC safety guidelines to protect both its employees and the public from further spread of COVID-19 within court facilities. Even as many Jackson County businesses began to relax their policies, the Court required all employees and members of the public conducting business in Court buildings to wear masks, practice social distancing, and have their temperature taken before entering. Anyone with cold or flu symptoms was asked not to enter the facilities. Employee meetings and court proceedings were often held virtually to prevent all unnecessary physical interaction. Finally, the Court adopted a vaccination policy in October requiring employees to either present proof of vaccination or agree to weekly COVID-19 testing at one of the designated facilities as dangerous variants of the virus began to emerge.

Staff shortages presented one of the biggest challenges to recovering operations at a pre-pandemic pace. Across the entire country, as policy makers began lifting lockdown measures, far fewer applicants than expected sought new employment. In the state of Missouri, 68 percent of employers reported an applicant shortage in 2021, compared to only 28 percent in 2019. The Court was no exception, as we struggled to fill vacant positions all year long, ultimately resulting in an audit of all positions and subsequent salary adjustments to attract new applicants and to retain our highly valued employees.

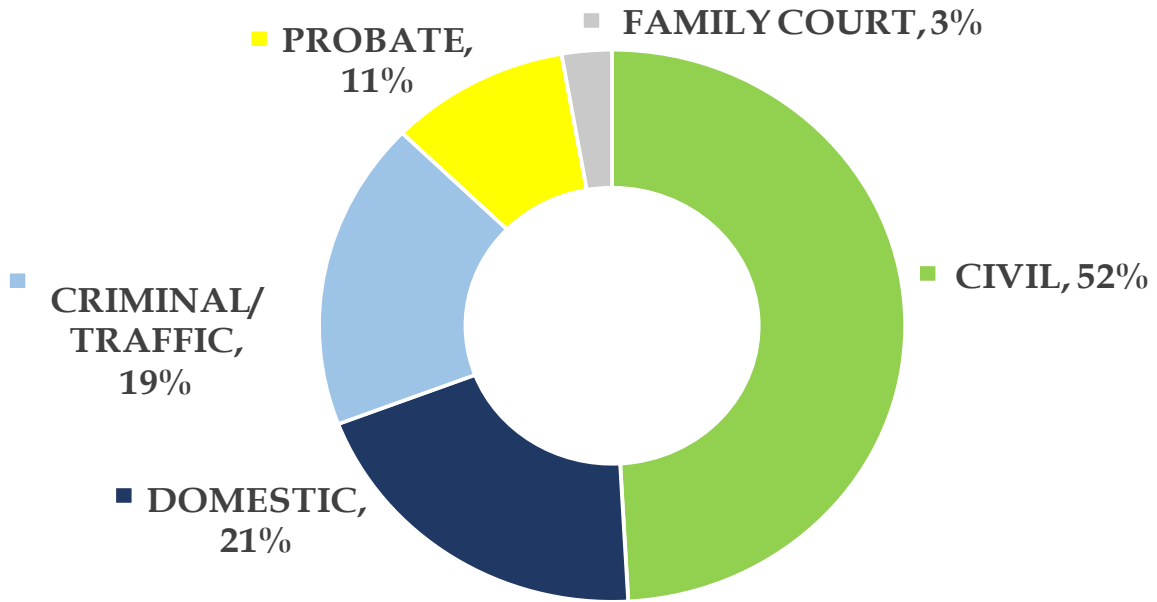
Despite these setbacks, clearance rates for all sectors of the Court surpassed 95 percent and even topped 100 percent in some cases, which shows they managed to adapt and overcome. Pending caseloads generally increased from 2020, likely due to the effect of lockdown restrictions on case filings, but these caseloads have mostly not returned to 2019 levels. Civil jury trials nearly doubled and criminal jury trials tripled compared to 2020, yet still lagged behind pre-pandemic levels as safety measures continued to restrict Court activity.

Courtwide, case filings increased overall for all sectors except Family Court, which saw about a 4 percent reduction in filings since 2020. The sector with the most gains was Probate, which had about a 13 percent increase in case filings. Though some of these increases could be due to recovery from the pandemic, Probate filings have been increasing steadily over the past few years. Despite these challenges, Probate has managed to maintain a 95 percent clearance rate.

As safety precautions related to the ongoing pandemic evolve, 2022 is likely to present the Court with a new set of challenges, many of which might involve further recovery and adaptation. I have full confidence in our wonderful employees and look forward to facing these challenges alongside them.

Mary Marquez  
Court Administrator

## 2021 COURTWIDE CASE FILINGS

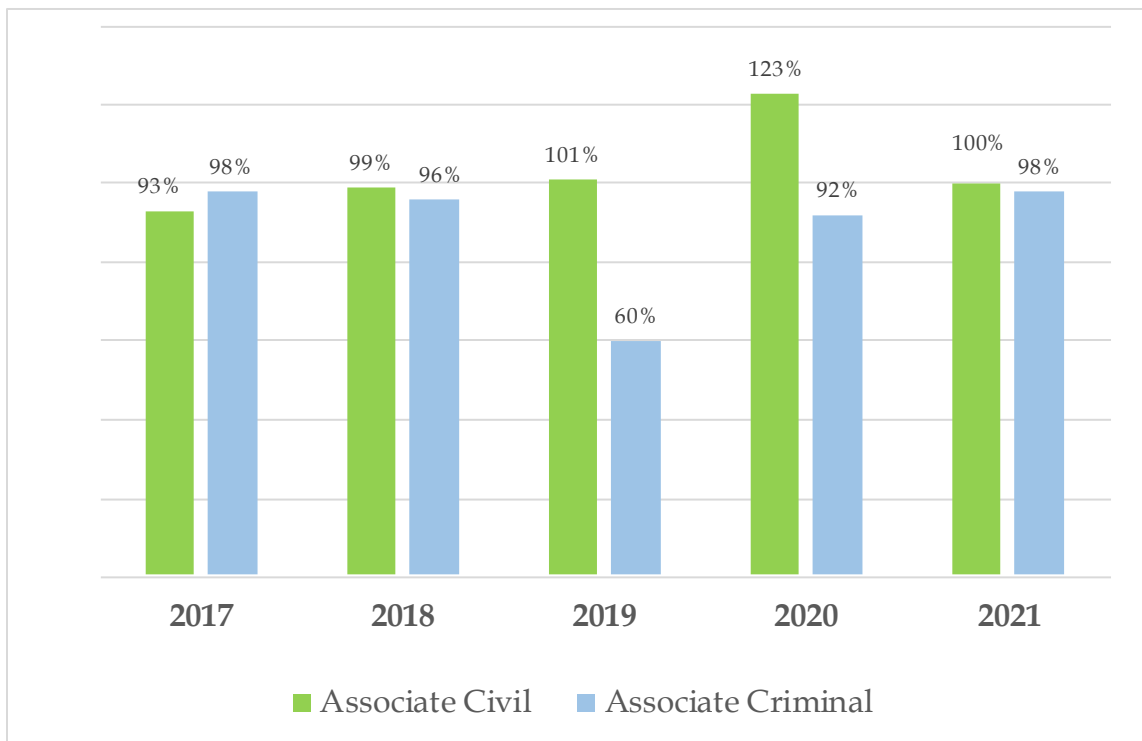
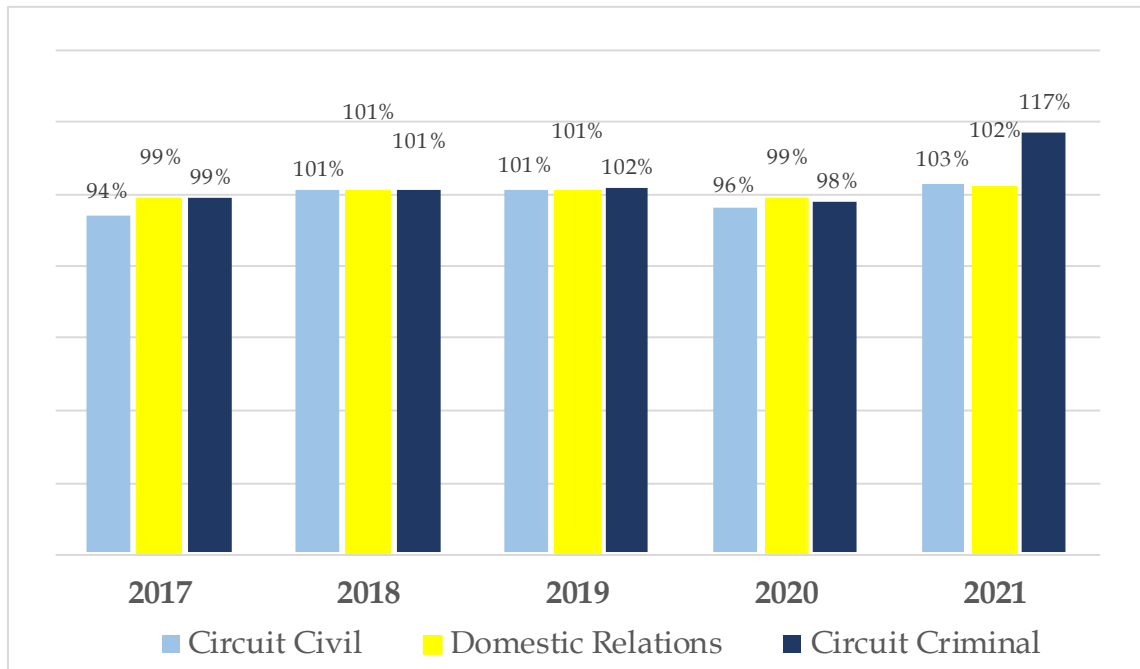


**Note:** The Criminal/Traffic category includes associate and circuit felony and misdemeanor filings as well as traffic cases, municipal ordinances, and municipal appeals.

# Court Performance Measures

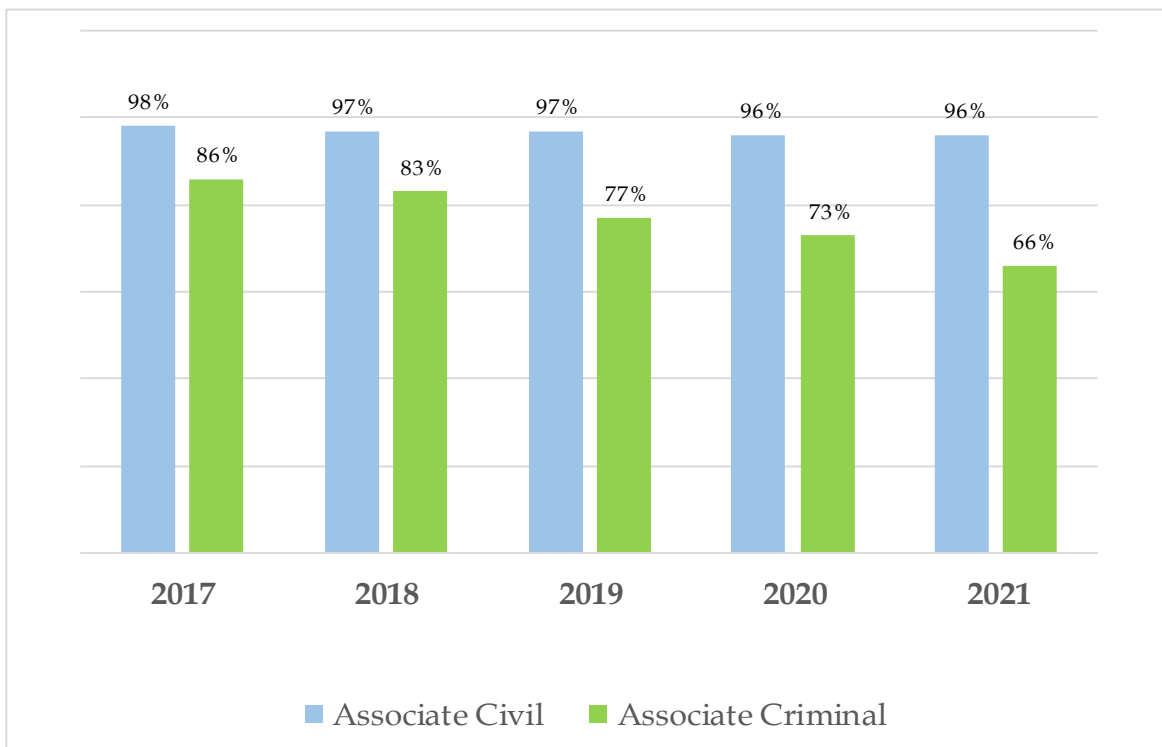
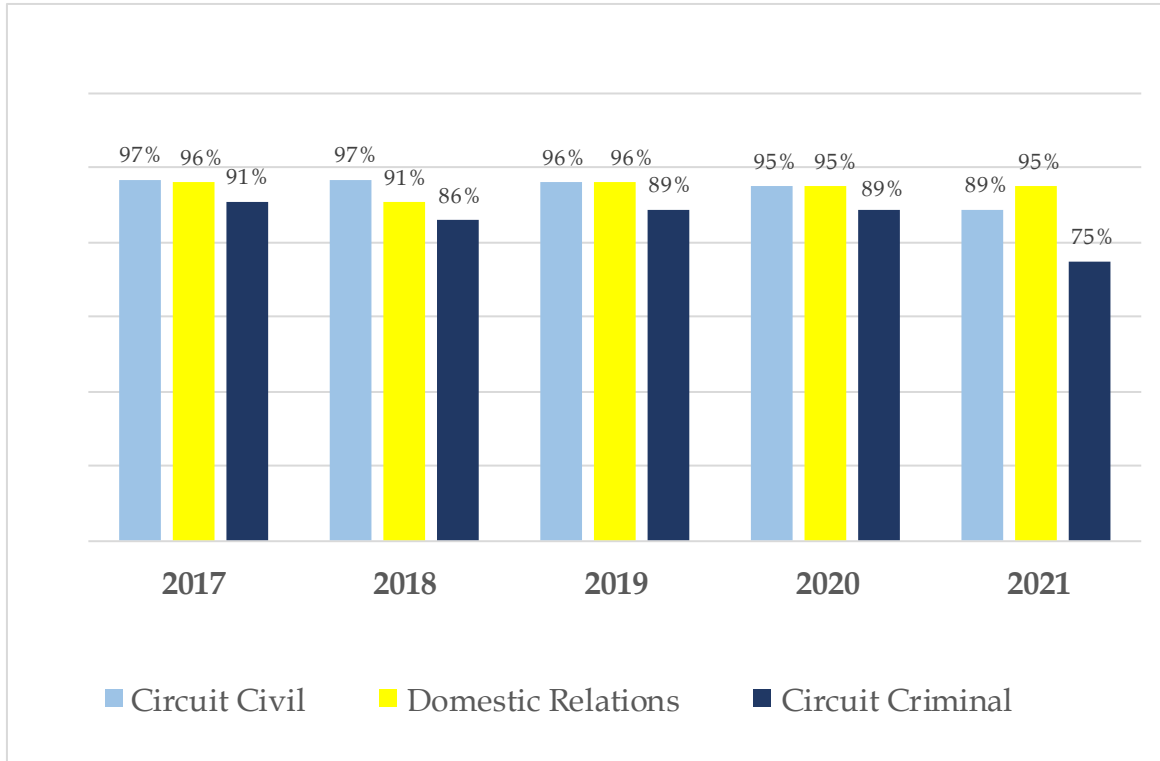
The charts below show clearance rates, or the ratio of dispositions to filings in each calendar year.

## Clearance Rates



The charts below show the percentage of cases meeting time standards, or the time period in which 95% of filings should be disposed. This time period is 900 days for Circuit Civil cases, 420 days for Circuit Criminal and Domestic cases, 360 days for Associate Circuit Civil cases, and 240 days for Associate Criminal cases.

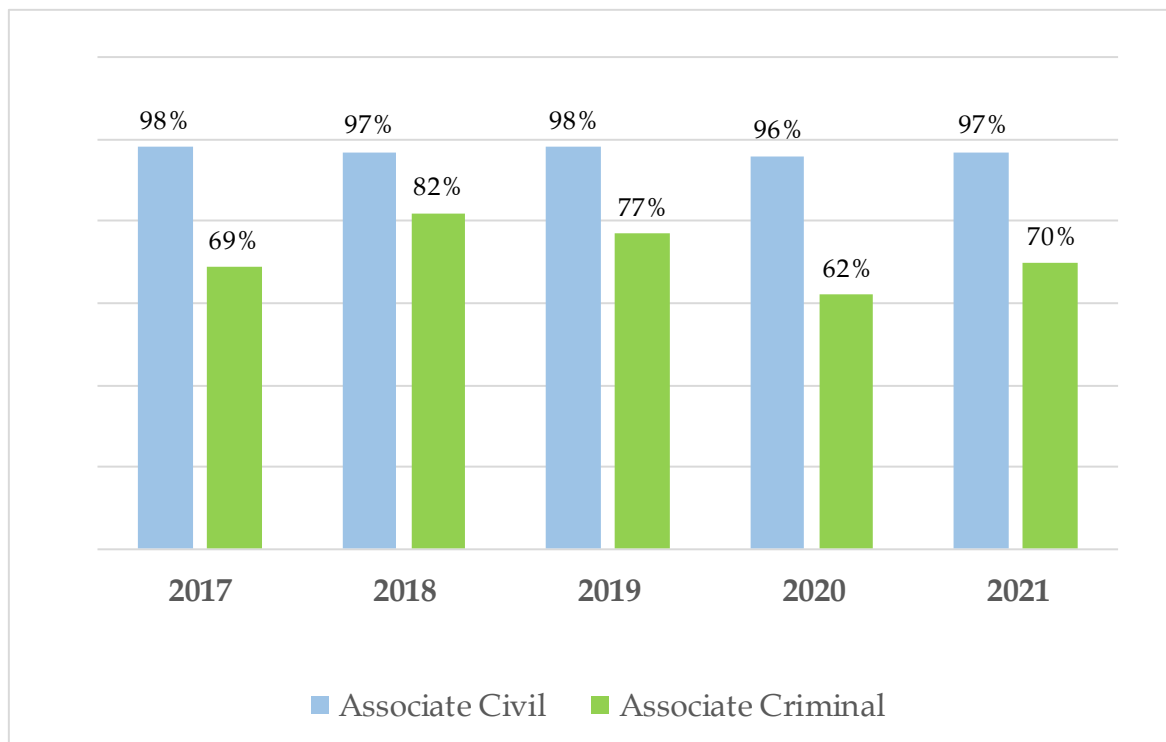
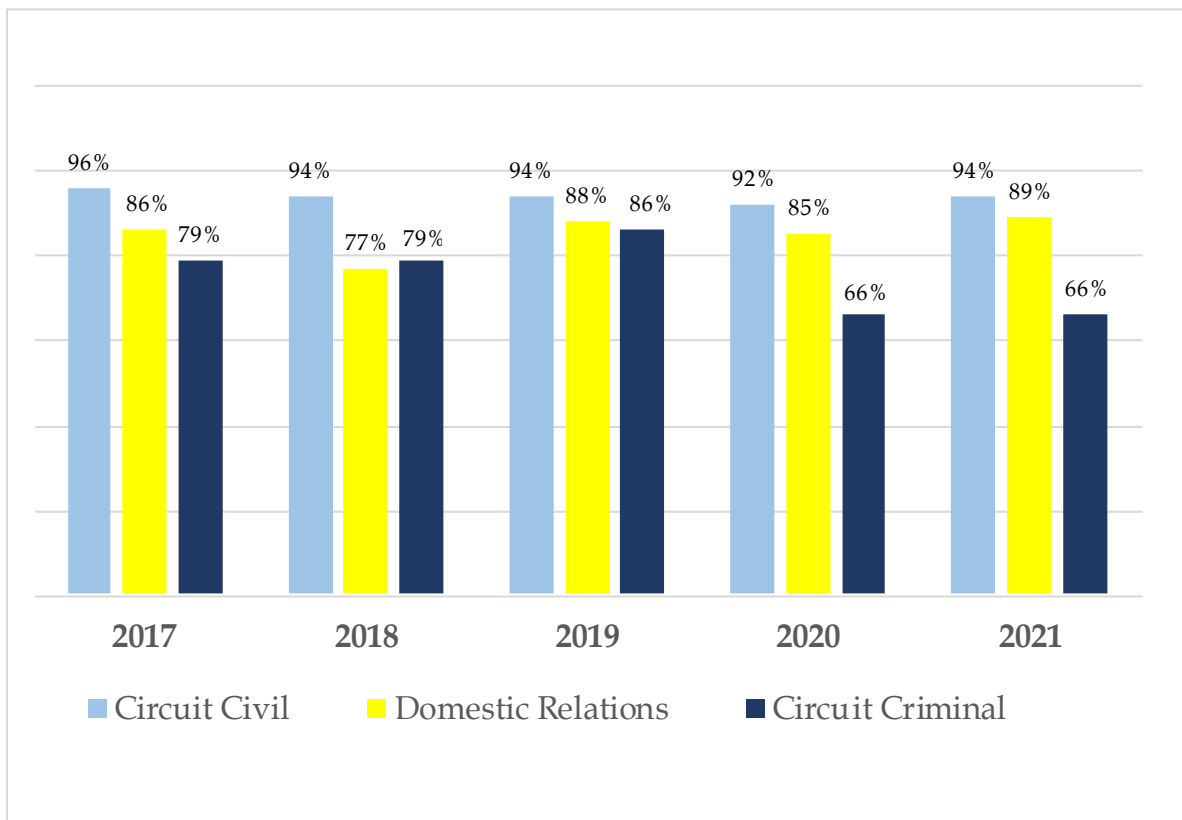
## Time to Disposition





Age of Pending Caseloads uses the same time standards as time to disposition. The standards require that 95% of pending caseloads fall within these time periods. The statistics shown are for caseloads on December 31.

## Pending Cases



## CIVIL RECORDS DEPARTMENT

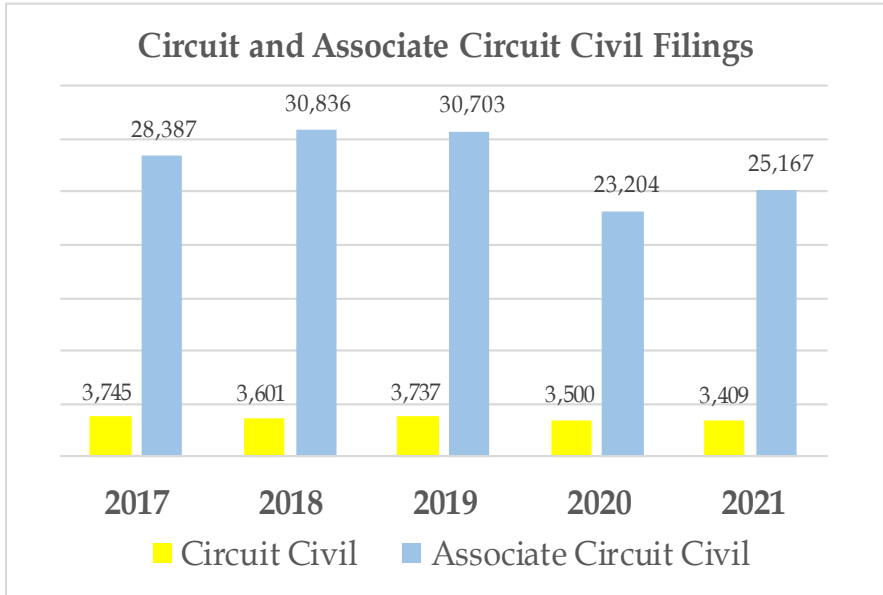
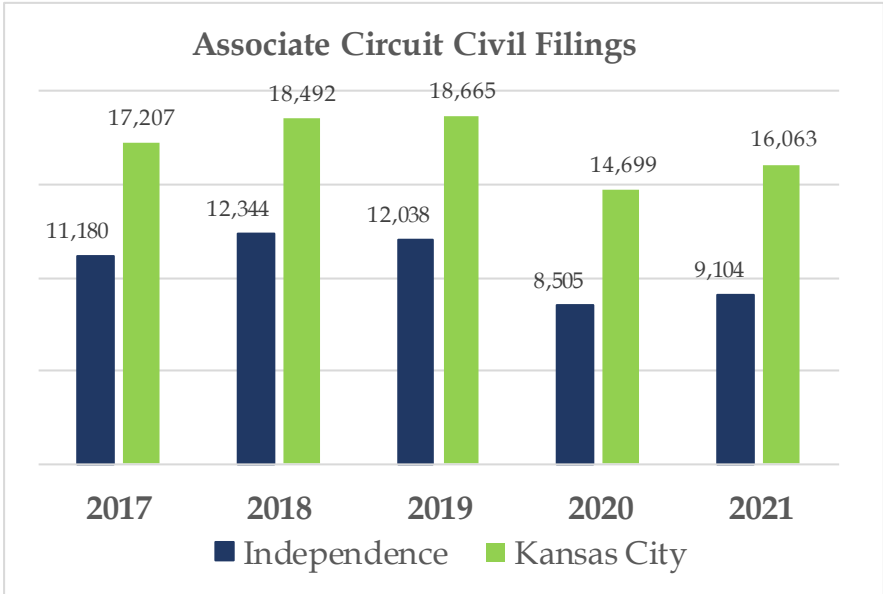
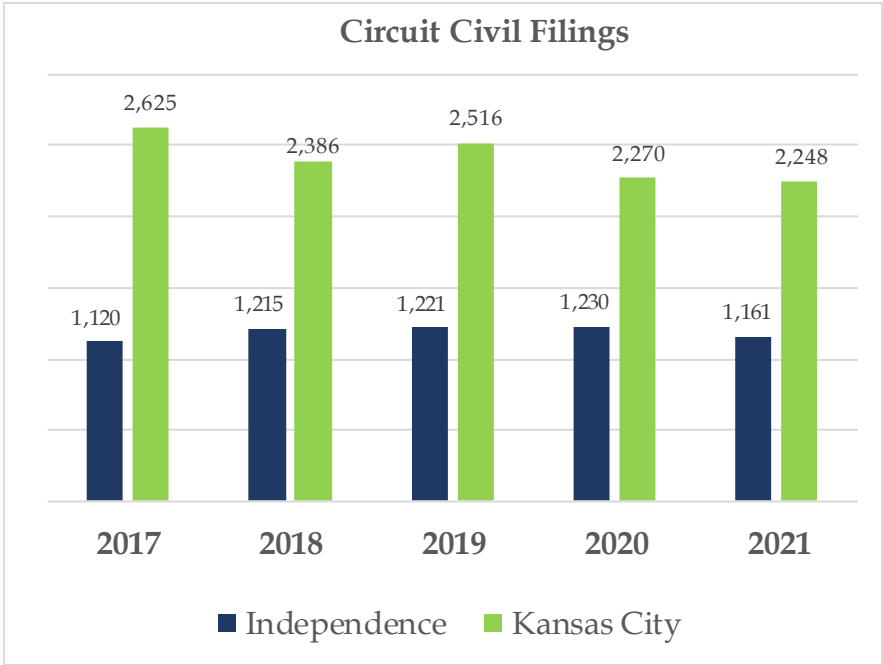
In 2020, the Civil Records department was profoundly affected by the lockdown restrictions following the COVID pandemic and staff were forced to adapt to these changes. Although many COVID restrictions were relaxed in 2021 compared to the previous year, the pandemic has still had a lingering effect on domestic relations and domestic violence filings.

Civil filings still lag behind what would have been expected before the pandemic, but some categories of cases are starting to increase. Associate Circuit Civil filings in particular, rose from 2020. Dispositions increased for both Circuit Civil and Associate Circuit Civil cases.

<b>Circuit Civil</b>	<b>2017</b>	<b>2020</b>	<b>2021</b>	<b>% change (2020-2021)</b>
Filings	3,745	3,500	3,409	-3%
Dispositions	3,534	3,292	3,515	+7%
Jury Trials	45	9	22	+144%
Court Trials	552	281	380	+35%
Pending 12/31	2,954	3,264	3,191	-2%
<b>Associate Circuit Civil</b>				
Filings	28,387	23,204	25,167	+8%
Dispositions	26,467	24,593	25,105	+2%
Jury Trials	3	1	0	-100%
Court Trials	1,377	961	1,009	+5%
Pending 12/31	9,493	7,991	7,977	0%

Unlawful detainer cases rose by a noticeable 49% this year. This is not surprising, as the moratorium that prevented landlords from evicting tenants based on not paying rent. Unlawful detainer enabled landlords to evict based on the underlying terms of the lease agreement beyond nonpayment of rent (e.g. property damage). Since it became the only way to evict tenants, an increase was to be expected. Similarly, landlord complaint cases decreased by 30% as they had to alter their approaches to evicting.

Court trials increased in 2021 as COVID restrictions loosened. With jury trials cancelled for a portion of 2020 and 2021 and criminal cases prioritized, fewer civil cases were tried by juries in 2021.



## Circuit Civil Filings by Case Type

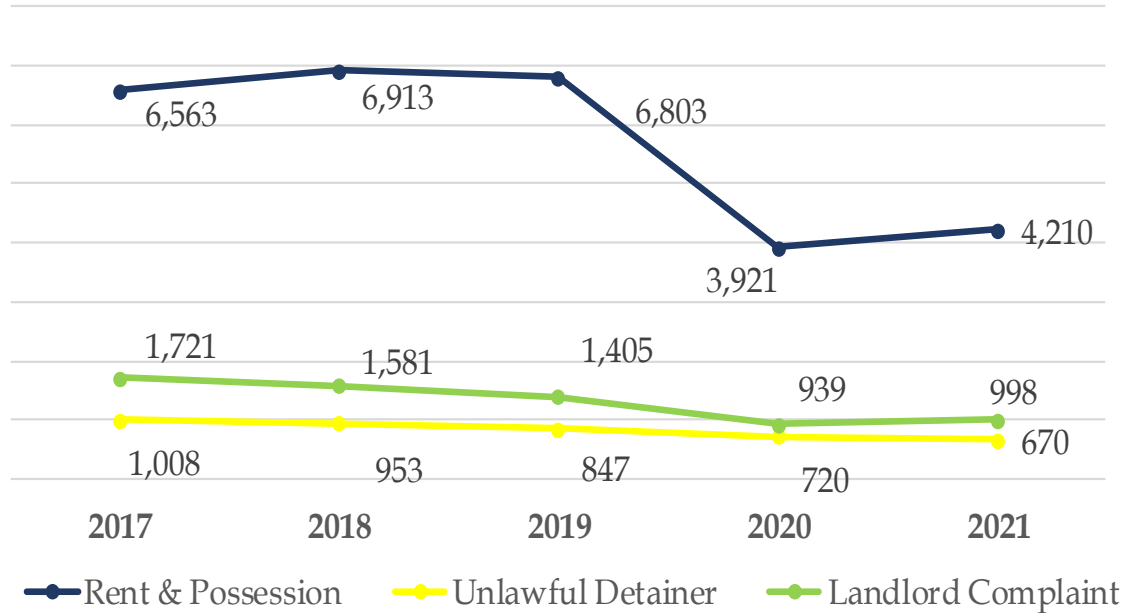
Nature of Action	2017	2018	2019	2020	2021	% of 2021 Filings
Personal Injury – Vehicular	707	626	730	655	671	19.7%
Personal Injury – Other	330	336	320	330	301	8.8%
Breach of Contract	311	321	349	329	361	10.6%
Other Miscellaneous Actions	295	279	248	253	239	7.0%
Other Tort	254	245	249	290	238	7.0%
Employment Discrimination 213.111	286	214	228	209	192	5.6%
Other Real Estate Actions	101	133	143	138	125	3.7%
Quiet Title	124	122	127	115	152	4.5%
Wrongful Death	104	117	122	118	107	3.1%
Personal Injury – Malpractice	87	103	94	84	73	2.1%
Contract-Other	95	94	104	104	115	3.4%
Replevin	100	76	84	55	39	1.1%
Suit on Account	56	69	43	51	53	1.6%
Motion, Rules 29.15 or 24.035	94	68	92	44	47	1.4%
Declaratory Judgment	75	58	69	68	61	1.8%
Refuse Breath Test 302.750/577.04	57	57	70	71	85	2.5%
Delinquent Taxes	8	53	13	16	6	0.2%
Property Damage	58	50	39	23	28	0.8%
Reg of Foreign Judgement (excl DR)	59	47	72	81	54	1.6%
CAFA Forfeit 513.600-513.64	67	45	43	46	31	0.9%
Expunge Criminal Records	4	44	54	13	14	0.4%
Small Claims Trial de Novo	56	40	35	29	53	1.6%
Other Filings	296	404	409	378	364	10.7%
	<b>3,624</b>	<b>3,601</b>	<b>3,737</b>	<b>3,500</b>	<b>3,409</b>	<b>100.0%</b>

## Associate Circuit Civil Filings by Case Type

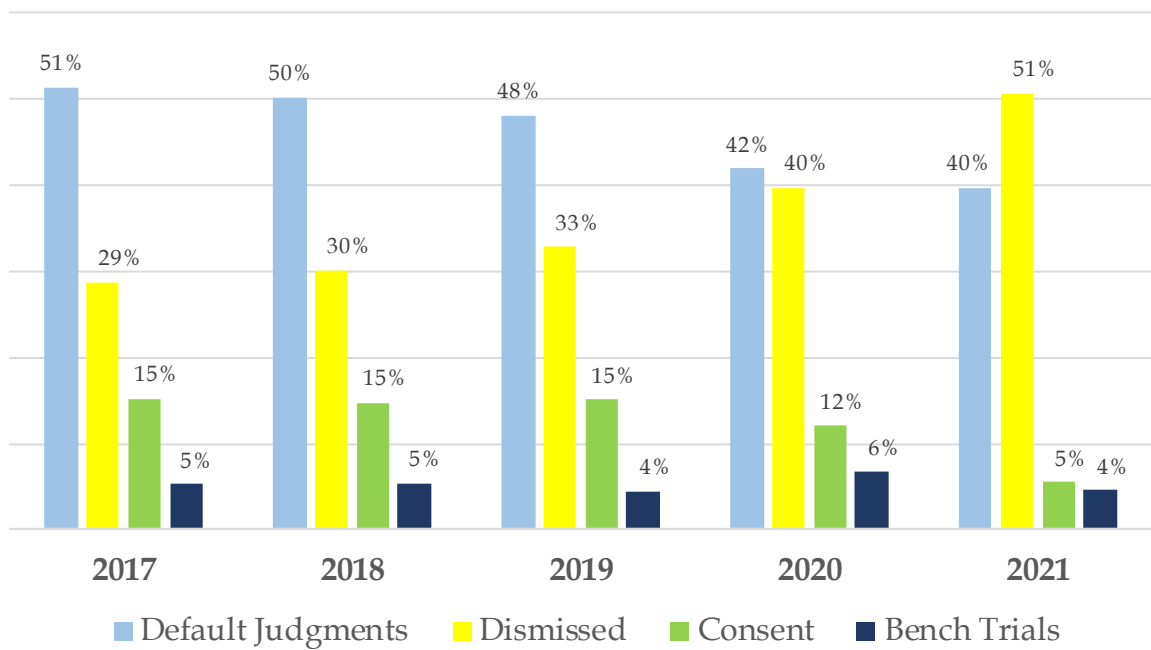
Nature of Action	2017	2018	2019	2020	2021	% of 2021 Filings
Suit on Account	7,096	7,881	8,566	5,905	6,729	26.7%
Rent and Possession	6,563	6,913	6,803	3,914	4,562	18.1%
Breach of Contract	5,856	6,742	5,843	4,504	5,484	21.8%
Delinquent Taxes	1,580	1,966	2,646	3,572	2,644	10.5%
Landlord Complaint	1,721	1,581	1,405	938	658	2.6%
Contract – Other	1,086	1,145	1,138	847	880	3.5%
Small Claims over \$100	988	971	923	730	803	3.2%
Unlawful Detainer	1,008	953	847	716	1,068	4.2%
Reg of Foreign Judgment	517	589	543	622	771	3.1%
Promissory Note	473	444	372	275	299	1.2%
Property Damage	471	438	476	241	305	1.2%
Refuse Breath Test 302.750/577.04	433	411	353	284	294	1.2%
Other Tort	57	143	178	173	181	0.7%
Declaratory Judgment	86	118	73	49	46	0.2%
Misc Associate Civil – Other	94	104	107	104	114	0.5%
DL Revocation Review 302.311 RSMo	80	101	97	82	96	0.4%
Limit Driving Privilege 302.309 RSMo	58	54	55	44	31	0.1%
AC SATOP Review 302.540/577.041	48	46	29	31	43	0.2%
Other Actions	225	228	249	173	158	0.6%
	<b>28,440</b>	<b>30,828</b>	<b>30,703</b>	<b>23,204</b>	<b>25,166</b>	<b>100.0%</b>



### Filings in Rent & Possession, Unlawful Detainer, and Landlord Complaint Actions



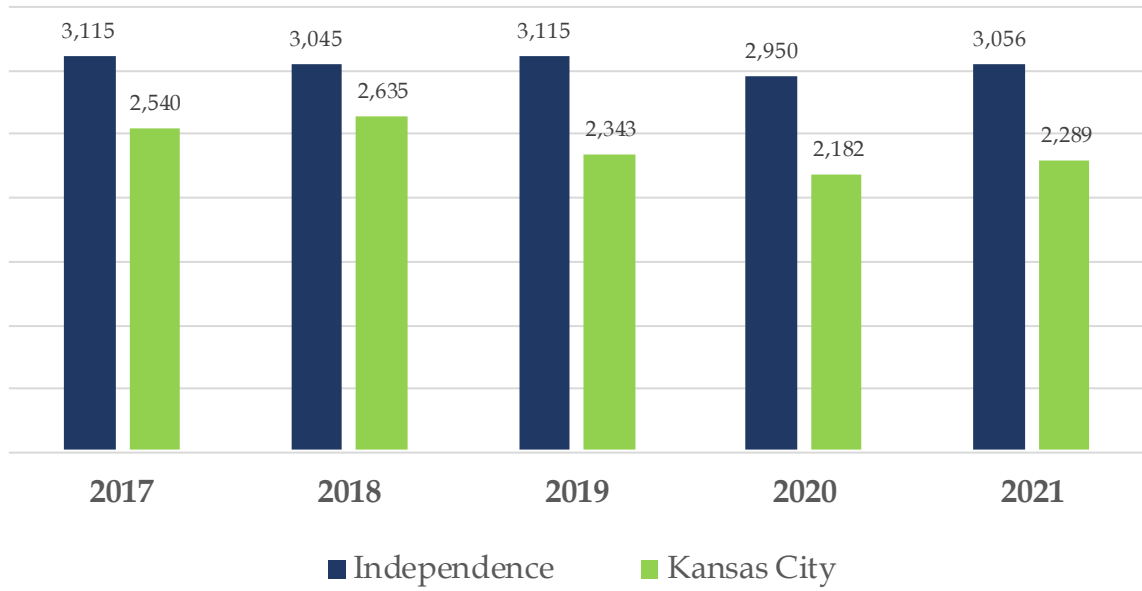
### Dispositions in Rent & Possession, Unlawful Detainer, and Landlord Complaint Actions



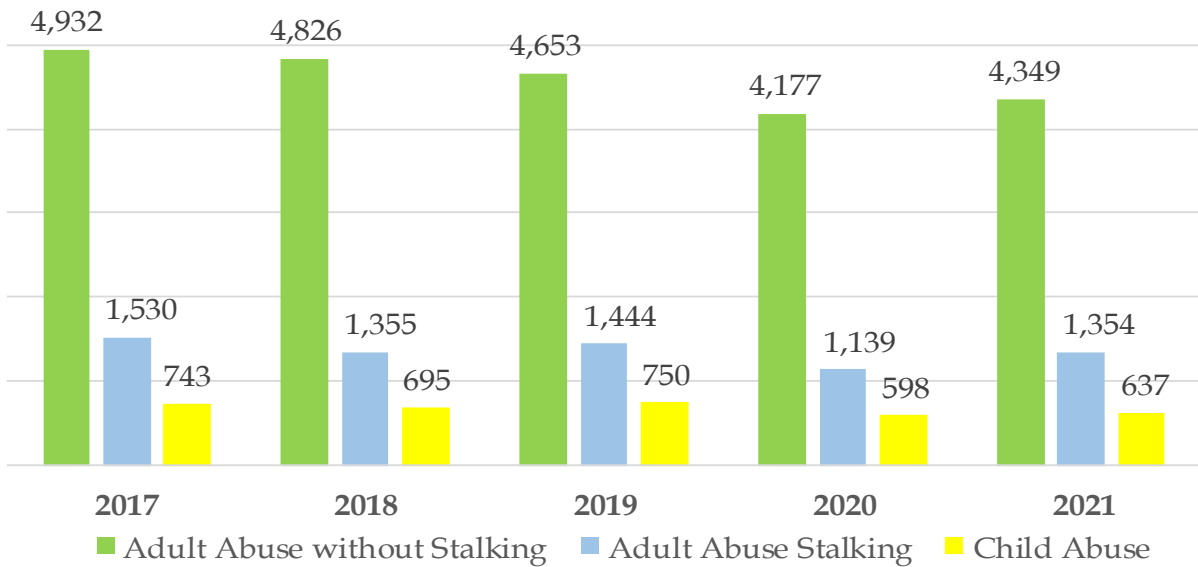
<b>Domestic Relations</b>	<b>2017</b>	<b>2020</b>	<b>2021</b>	<b>% change (2020-2021)</b>
Filings	5,655	5,132	5,345	+4%
Dispositions	5,580	5,062	5,524	+9%
Court Trials	1,054	644	719	+12%
Pending Cases 12/31	3,108	3,021	2,809	-7%
<b>Domestic Violence</b>				
Filings	7,205	5,914	6,340	+7%
Dispositions	7,148	5,839	6,340	+9%
Ex Parte Orders of Protec- tion	4,697	3,429	3,544	+3%
Full Orders of Protection	1,460	993	1,083	+9%
Pending Cases 12/31	626	695	669	-4%

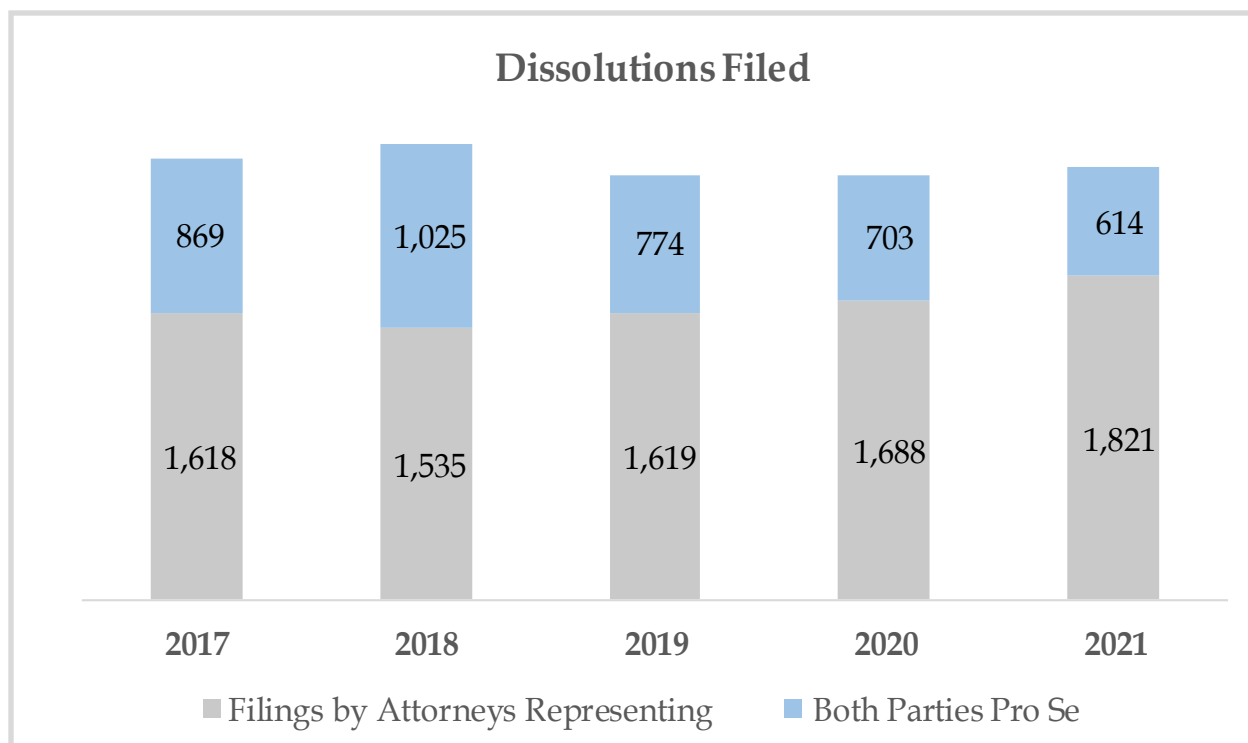
Domestic relations and domestic violence filings increased in 2021 after having decreased the prior year. Last year's decline sparked concern as lockdown procedures may have made it more difficult for victims to take action when in abusive situations, including leaving the home. The subsequent increase in 2021 is likely due in part to the easing of the lockdowns, but Civil Records also took steps the previous year to make filing easier for pro se litigants. These steps included allowing order of protection applications to be filed online, by phone, and letting pro se parties file domestic relations cases by email.

### Domestic Relations Filings



### Domestic Violence Filings By Case Type





### Dissolutions by Type of Disposition

	2017		2018		2019		2020		2021	
	Pro Se	Other	Pro Se	Other	Pro Se	Other	Pro Se	Other	Pro Se	Other
<b>Default</b>	2%	4%	2%	7%	7%	5%	3%	5%	5%	5%
<b>Tried by Court</b>	23%	16%	4%	13%	9%	7%	7%	7%	11%	8%
<b>Consent</b>	58%	67%	81%	65%	69%	74%	75%	74%	63%	72%
<b>Dismissed by Court</b>	11%	5%	9%	8%	12%	6%	9%	4%	16%	6%
<b>Dismissed by Parties</b>	3%	7%	2%	5%	2%	6%	3%	7%	1%	7%
<b>Other</b>	3%	2%	1%	2%	2%	2%	2%	4%	4%	2%

"Pro Se" indicates both parties were pro se at disposition. "Other" cases are those where one or both parties were represented by attorneys at disposition.

## CRIMINAL RECORDS DEPARTMENT

The Criminal Records Department spent much of 2021 adapting to all of the changes in operations and procedures put forth the previous year.

One important change was in implementing a new information system called Show Me Courts. This new system was used for all financial transactions and initiating misdemeanor cases. Though the shift to the Show Me Courts system began in 2020, staff have still not made the full transition as many procedures still need to be re-written for the new processes, and additional training is needed to prepare staff for this new system. Many duties are still being processed in JIS.

In January 2021, Lone Jack closed its court and transferred municipal ordinance cases to the Jackson County Associate Court, following Lake Lotawana, which also transferred its cases in 2019.

As to be expected, criminal filings dropped substantially in 2020 due to lockdown protocol, which negatively affected arrests, bookings, and prosecutions. For reasons not entirely clear, felony filings continued to decline in 2021. Misdemeanor filings, on the other hand, increased to a level surpassing 2019 numbers.

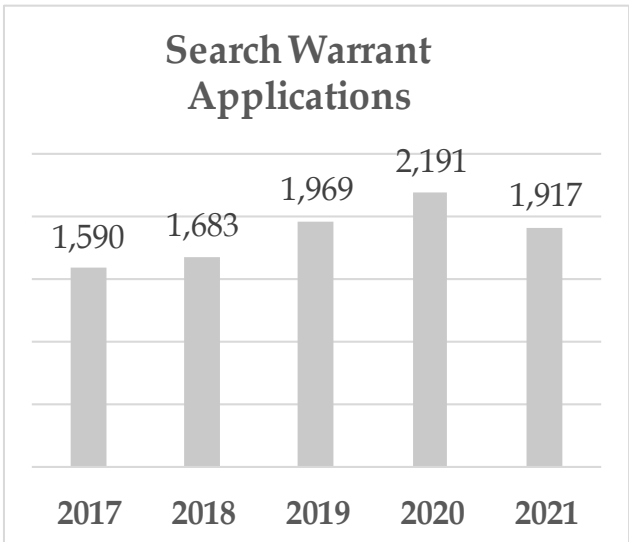
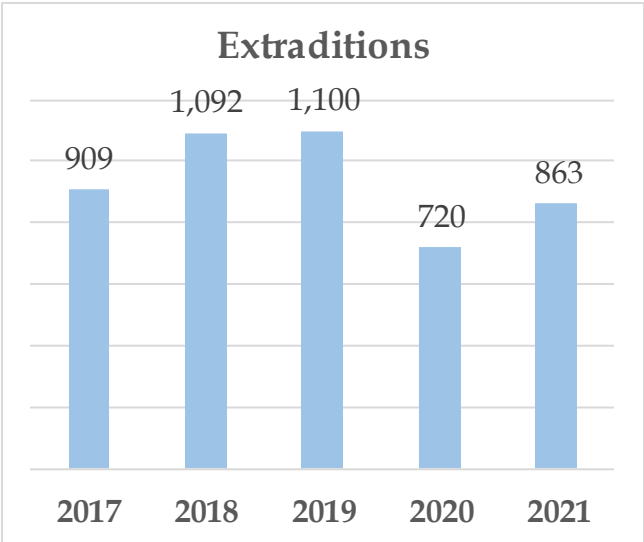
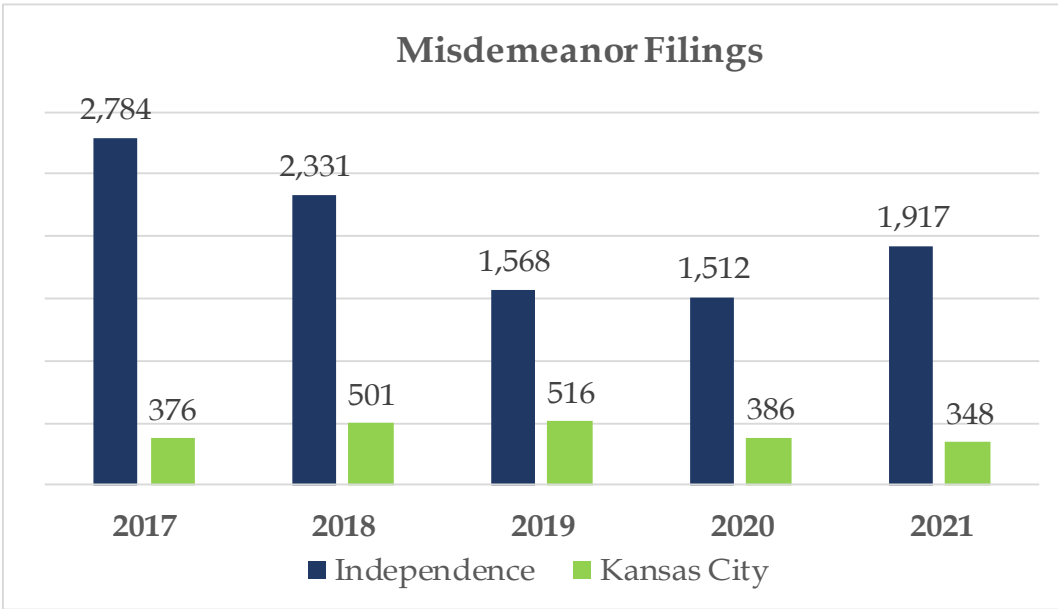
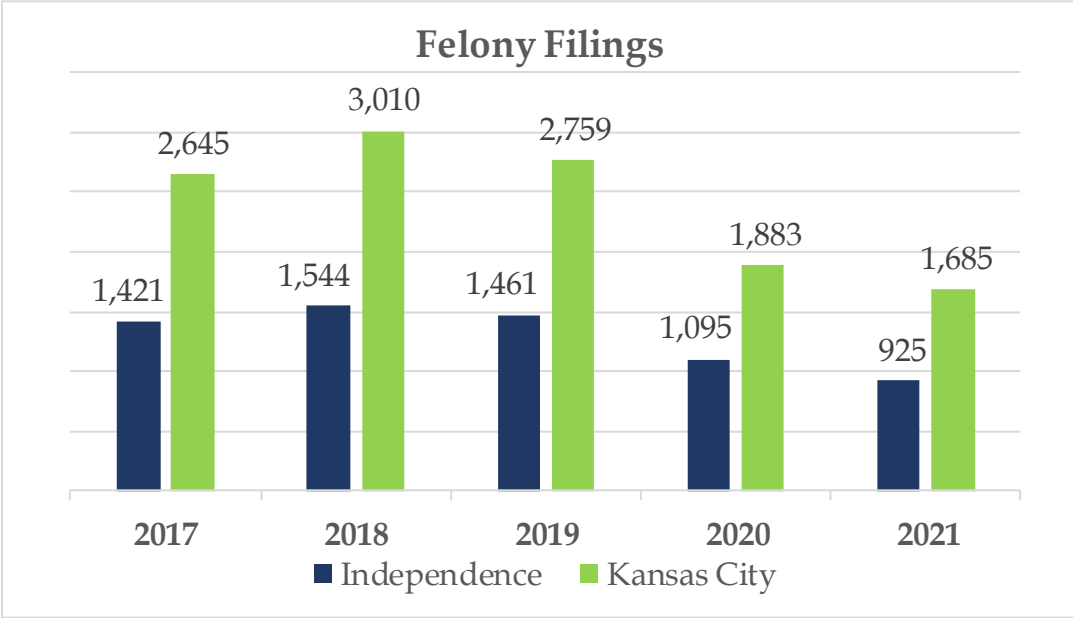
<b>Felonies</b>	<b>2017</b>	<b>2020</b>	<b>2021</b>	<b>% change (2020-2021)</b>
Filings	4,066	2,978	2,611	-12%
Extraditions*	909	720	863	+20%
Dispositions	3,920	2,963	3,669	+24%
Jury Trials	61	14	40	+186%
Court Trials	909	5	5	0%
Pending 12/31	7,306	8,986	8,340	-7%
<b>Misdemeanors</b>				
Filings	3,160	1,898	2,265	+19%
Dispositions	2,864	1,427	1,850	+30%
Jury Trials	1	0	2	—
Court Trials	32	7	12	+71%
Pending 12/31	6,070	5,146	5,573	+8%
<b>Search Warrants</b>				
Filings	1,590	2,191	1,917	+19%
Returns	1,590	2,190	1,917	+30%

\***Note:** Extradition filings and dispositions are not included within the felony counts.

Among felony charges, the biggest decrease was in possession of controlled substances, which fell by 47% from 2020. This decline might be related to the shortage of law enforcement and police staff. According to KCPD officials, employee shortages are the highest they have been in nearly three decades. Thus, these trends might be indicative of law enforcement prioritizing violent crimes over victimless ones.

Some of the rise in misdemeanor filings from last year is likely due to easing of COVID-19 restrictions as figures have once again become comparable to 2019 levels. The biggest increase in misdemeanor filings was for motorists driving without insurance on their vehicles, which rose 30% from 2020. As the economy reopened, so did the necessity to drive, but economic hardships may have also prompted some motorists to risk driving without insurance.





Felony Filings By Charge		
Based on Highest Charge Filed in Case		
Charge	Filings	% Total Felonies
Possession Controlled Substance	360	14%
Tampering 1st Degree / Motor Vehicle	248	9%
Unlawful Possession of a Firearm	201	8%
Stealing - \$750 of More	99	4%
Domestic Assault 2nd Degree	114	4%
Murder 2nd Degree	69	3%
Burglary 2nd Degree	136	5%
DWI - Persistent Offender	129	5%
Robbery 1st Degree	75	3%
Forgery	50	2%
Other Charges	1,130	43%

This table presents charge information for initial F2 cases filed in 2021.

Sentencing in Felony Cases				
	Probation		Confinement	
	SIS	SES	Jackson Co. Jail	Dept. of Corrections
<b>2021</b>	20%	36%	13%	30%
<b>2020</b>	23%	40%	13%	23%
<b>2019</b>	22%	36%	15%	25%
<b>2018</b>	24%	40%	15%	21%
<b>2017</b>	26%	41%	15%	18%

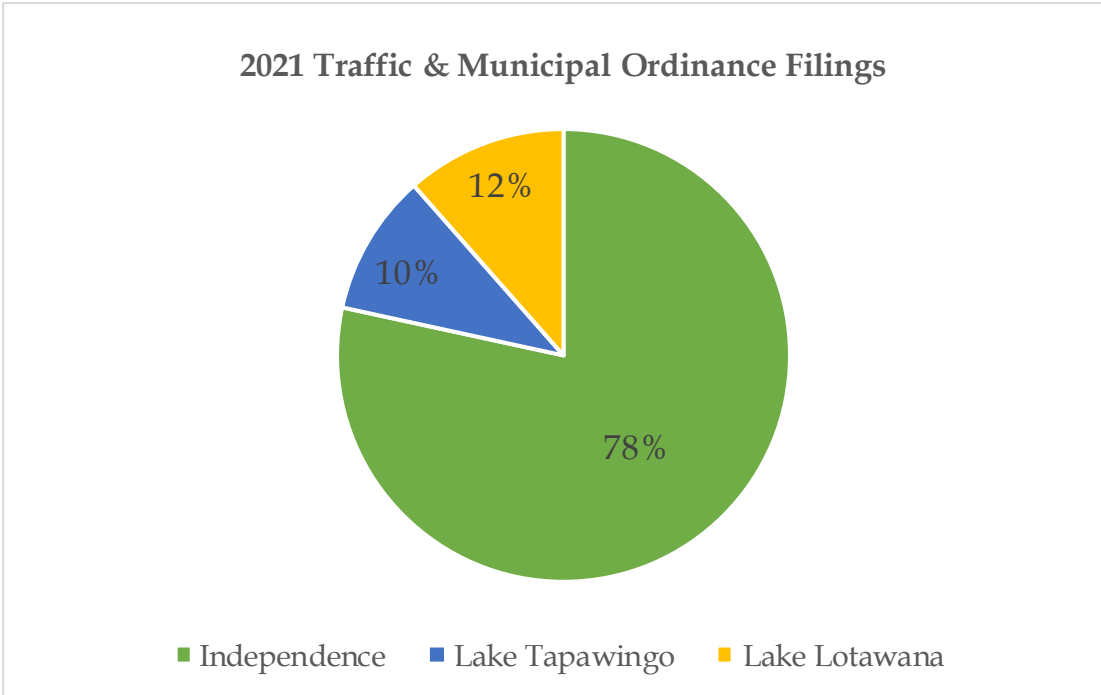
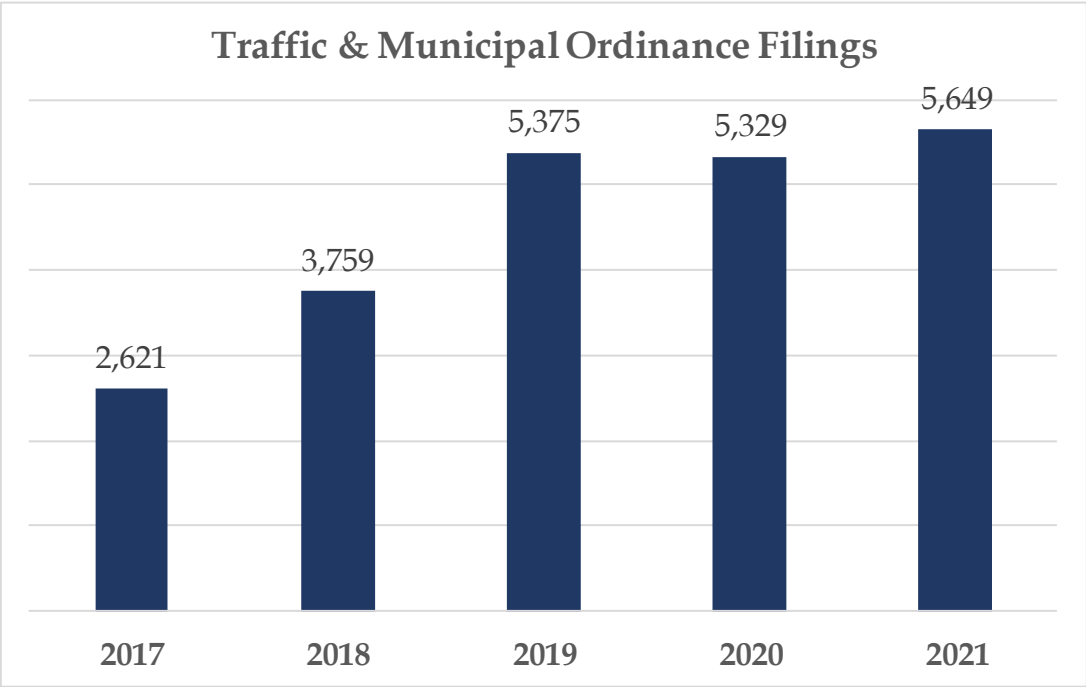
Misdemeanor Filings By Charge		
Based on Highest Charge Filed in Case		
Charge	Filings	% Total Misdemeanors
Own Oprt Mv Wtht Fnl Resp 1st Off	590	26%
DWI	436	19%
DWR/DWS - 1st Offense	271	12%
Oper Mv W/O Valid DL 1st Off	238	11%
Oper Mtr Veh Careless	99	4%
DWR/DWS - 2nd or 3rd Off	54	2%
Poss Marj/Synth Canb <=10g	48	2%
False ID Gambling	35	2%
Unlawful Poss Drug Paraphernalia	35	2%
Trespassing 1st Degree	14	1%
Other Charges	445	20%

Sentencing in Misdemeanor Cases				
	Probation			Confinement
	Fine	SIS	SES	Jackson Co. Jail
<b>2021</b>	55%	32%	8%	3%
<b>2020</b>	48%	33%	9%	8%
<b>2019</b>	45%	31%	9%	14%
<b>2018</b>	57%	27%	5%	10%
<b>2017</b>	47%	25%	13%	15%

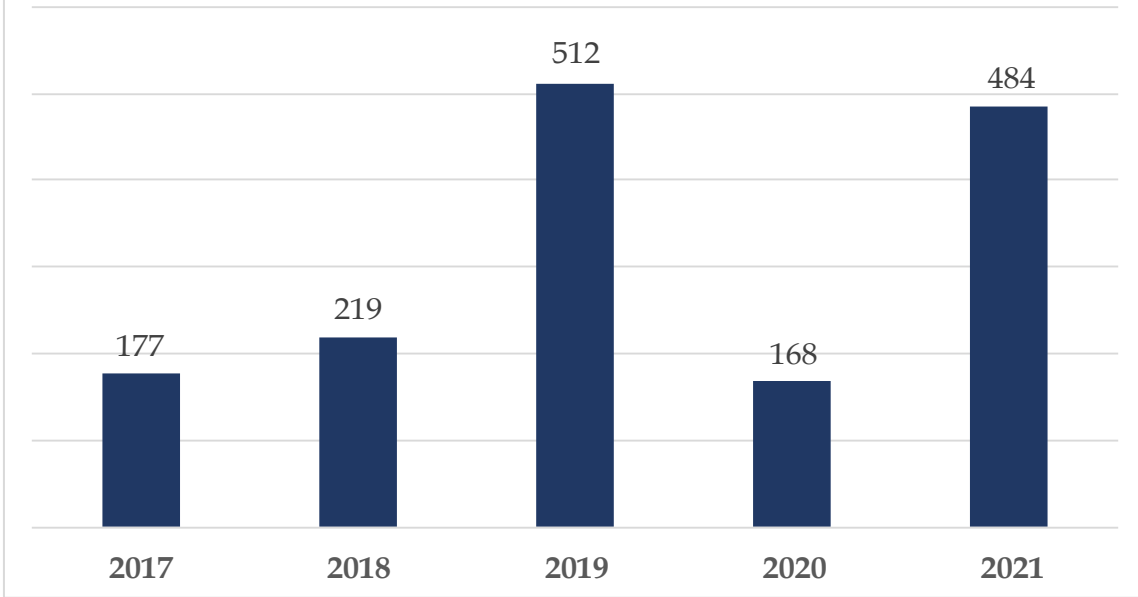
<b>Traffic &amp; Ordinance</b>	<b>2017</b>	<b>2020</b>	<b>2021</b>	<b>% change (2020-2021)</b>
Filings	2,621	5,329	5,649	+6%
Dispositions	2,573	4,773	7,348	+54%
Court Trials	18	7	19	+171%
Pending 12/31	4,145	4,442	4,172	-6%
<b>Municipal Appeals</b>				
Filings	177	277	484	+75%
Dispositions	159	269	408	+52%
Jury Trials	3	0	4	—
Court Trials	38	31	14	-55%
Pending 12/31	81	90	165	+83%
<b>Drug Court</b>				
Filings	483	242	301	+24%
Dispositions	233	163	152	-7%
Successful Completion	179	115	123	+7%
Pending 12/31	673	1,395	1,459	+5%

**\*Note:** Lake Lotawana traffic and municipal filings were added July 1, 2019.

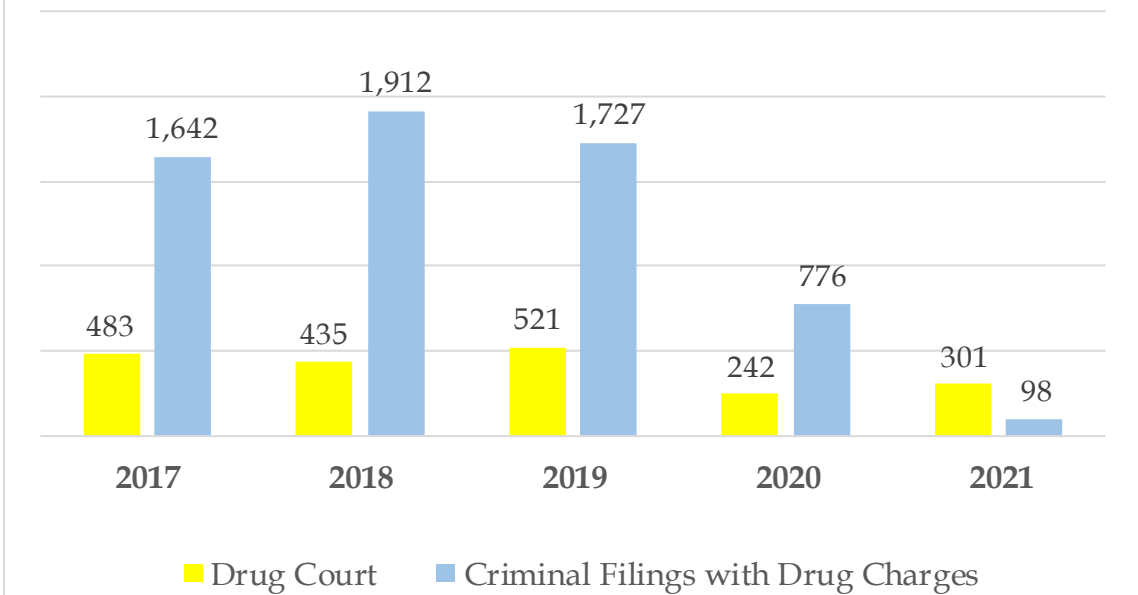
Thought traffic violation filings did not change significantly in 2021 compared to the previous year, the number of pending traffic violation cases decreased, indicating that the Court increased its effort to drive down caseloads. Municipal appeals filings and drug court filings both rose from last year.



### Municipal Appeal Filings



### Filings with Drug Charges Diverted to Drug Court





## PROBATE RECORDS

New probate case filings in 2021 increased by 14% since 2020. Likewise, they increased by 29% from 2019 to 2021 and 41% over the last five years.

Decedent Estate (full administration) filings for the year increased by nearly 25% when compared with 2020 and about 34% from 2019. Small Estate filings increased by approximately 8% compared with 2020, and 17% compared with 2019.

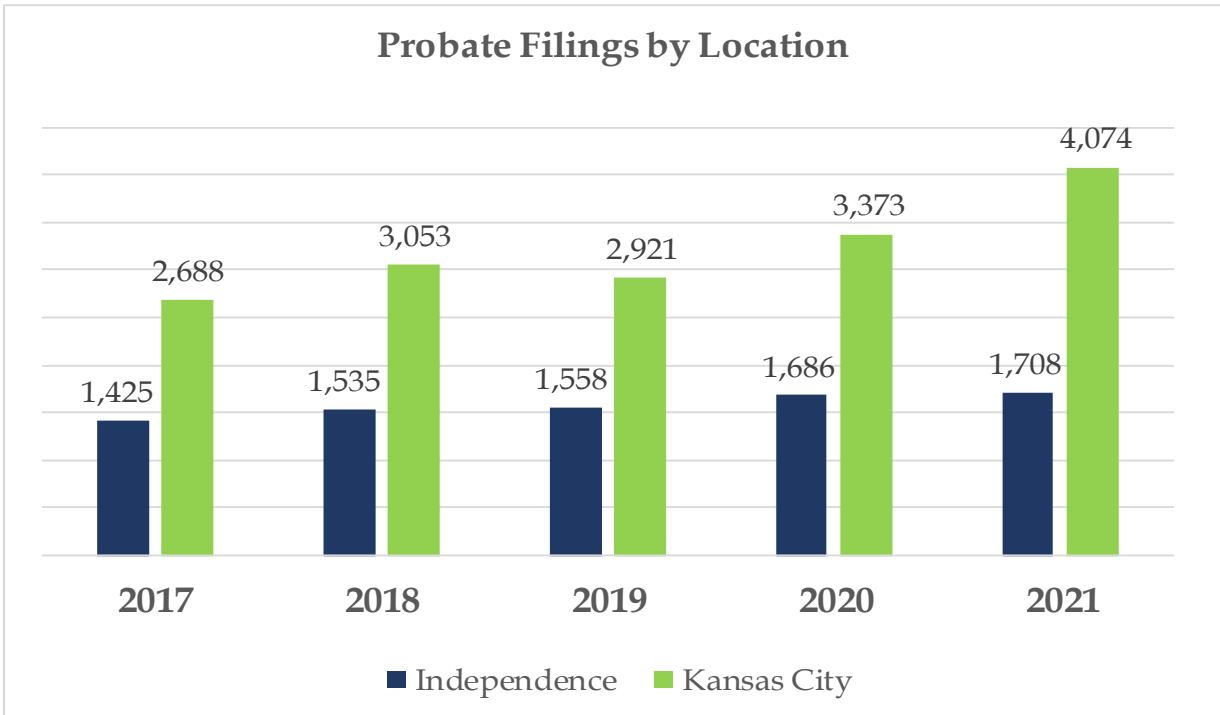
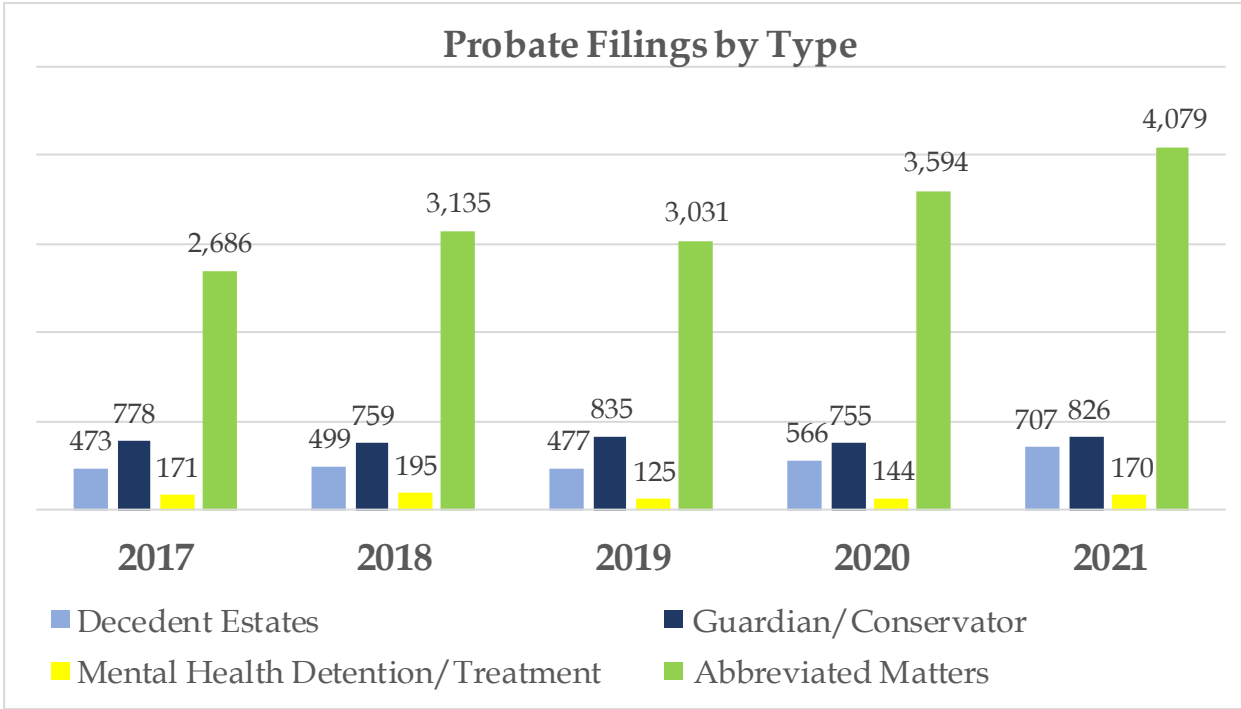
Petitions to Determine Heirship saw an especially dramatic increase of 62% from 2020. This is not surprising as this procedure is often used to transfer a deceased person's property. Due to COVID-19 restrictions, there were many delays in administration, forcing many people to wait before filing these petitions. Relatives of those who passed away in 2020 would have had to wait until 2021.

<b>Probate</b>	<b>2017</b>	<b>2020</b>	<b>2021</b>	<b>% change (2020-2021)</b>
Filings	4,113	5,059	5,782	+14%
Decedent Estates	473	566	707	+25%
Guardian/Conservator	778	755	826	+9%
Mental Health/Additional Detention/Treatment	171	144	170	+18%
Abbreviated Probate Mat- ters	2,686	3,594	4,079	+13%
Dispositions	3,946	4,779	5,468	+14%
Pending 12/31	7,434	7,855	8,288	+6%

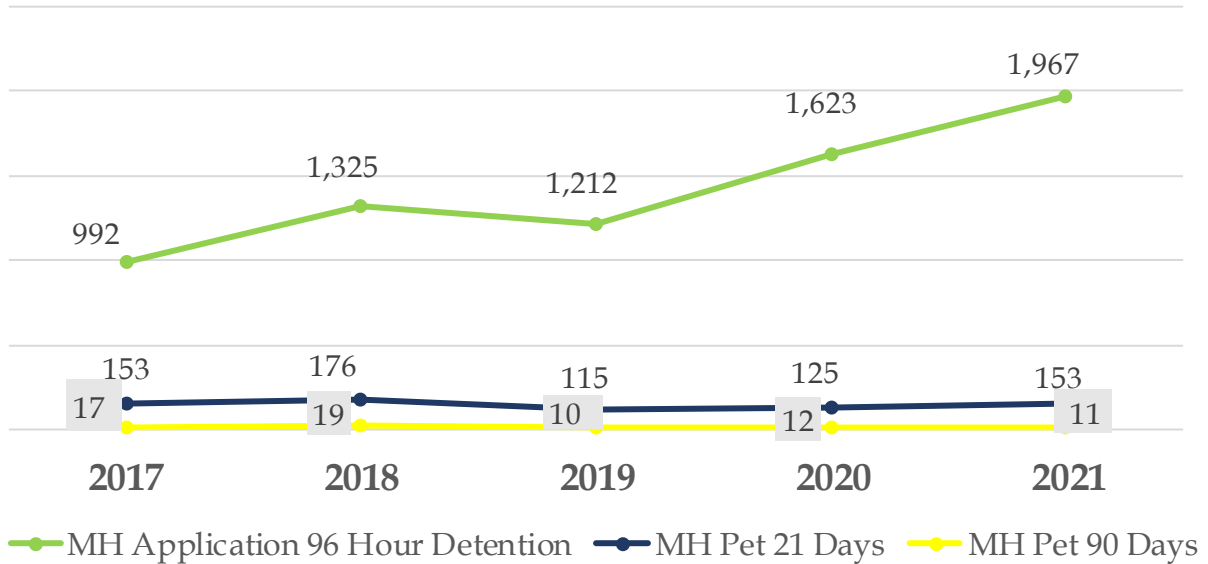
Mental health civil commitment matters continued to increase in 2021. There were 18% more mental health filings compared with 2020 and about 36% compared with 2019. These calculations include the 96-hour detention, evaluation, and treatment and petitions for additional detention and treatment. Given the number of sources that have reported mental health issues during the COVID-19 pandemic, these changes are not surprising. The Centers for Disease Control and Prevention reported that 42% of U.S. adults (and 40% of those in Missouri) reported symptoms of anxiety or depression in December 2020, compared to 11% in early 2019.\*

Adult Guardianship and Conservatorship cases remained fairly stable. Minor guardianship filings for 2021 increased compared to 2020 but were similar in number to 2019 filings. It is possible that there were fewer minor guardianship matters filed in 2020 due to the closure of in-person schooling for that academic year.

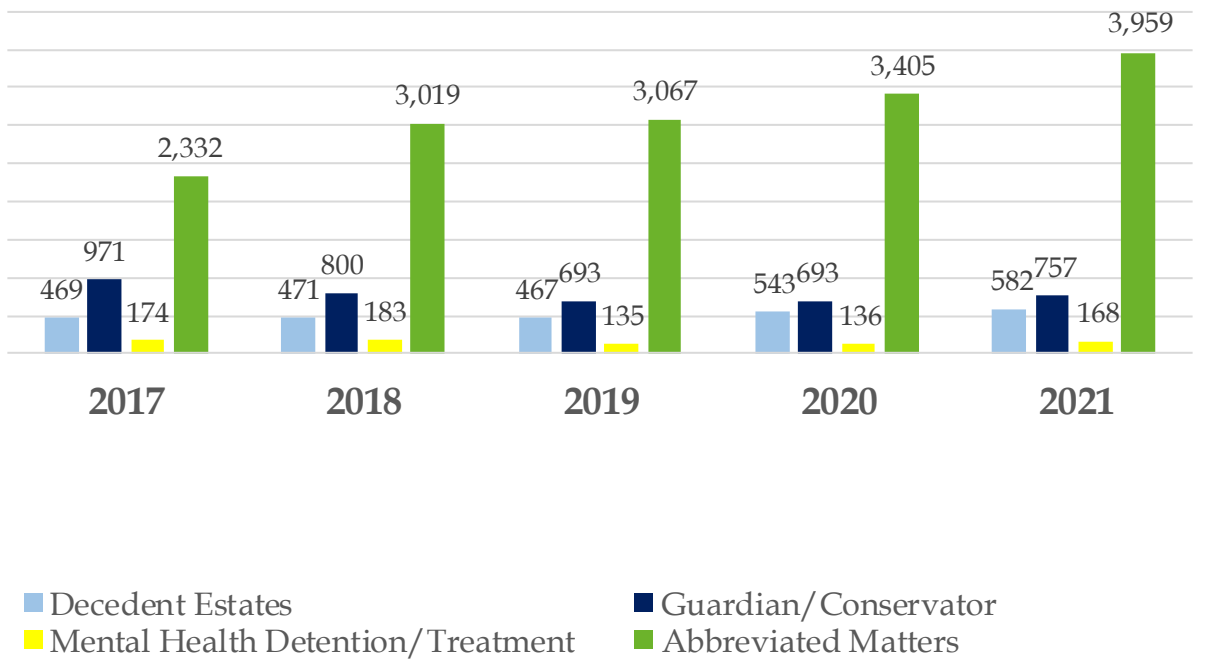
\*Note: Source: Centers for Disease Control and Prevention, <https://www.cdc.gov/mmwr/volumes/70/wr/mm7013e2.htm>.



### Mental Health Filings



### Probate Dispositions by Type



## FAMILY COURT

Abuse and neglect cases declined slightly from 2020, and delinquency referrals increased by 13%, still lagging behind pre-pandemic figures. Referrals and formal filings for both case types were significantly lower than they were 5 years ago. Among total referrals, 95% of abuse and neglect cases resulted in formal filings, which is a higher proportion than 5 years ago. The proportion of referrals that became formal filings for delinquency cases did not change significantly in that period of time, and the proportion decreased for status offenses. These outcomes might indicate that the Court is receiving fewer referrals for less serious child welfare matters and continuing to file at a steady, and even increasing rate for more serious ones.

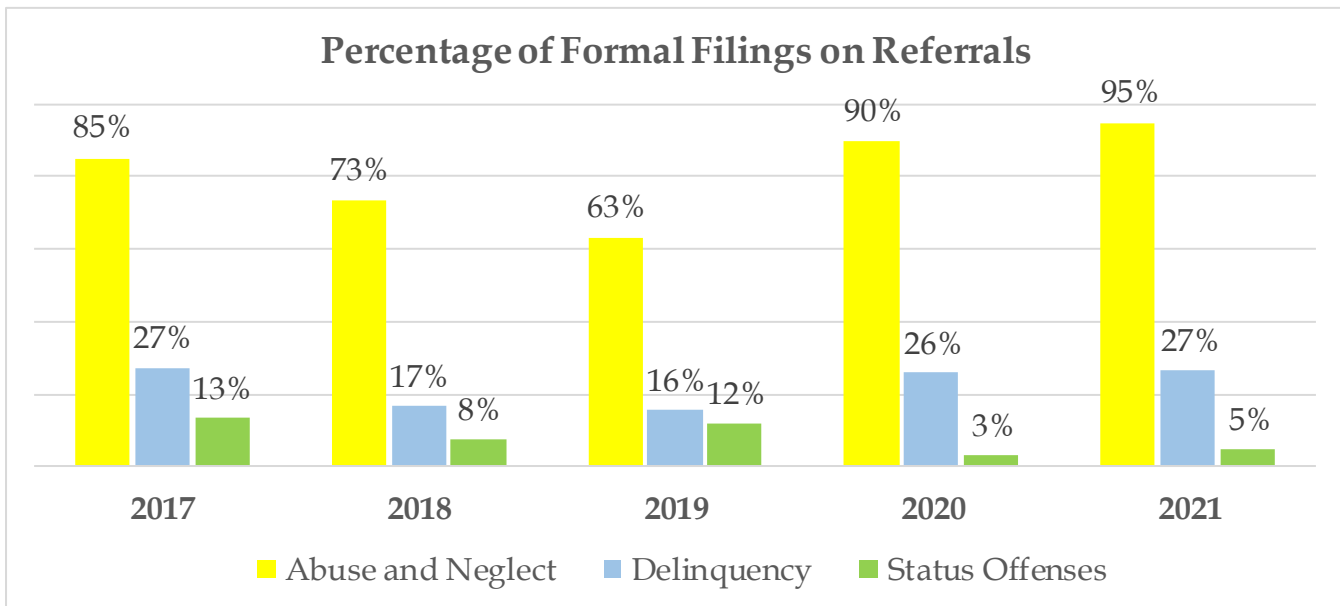
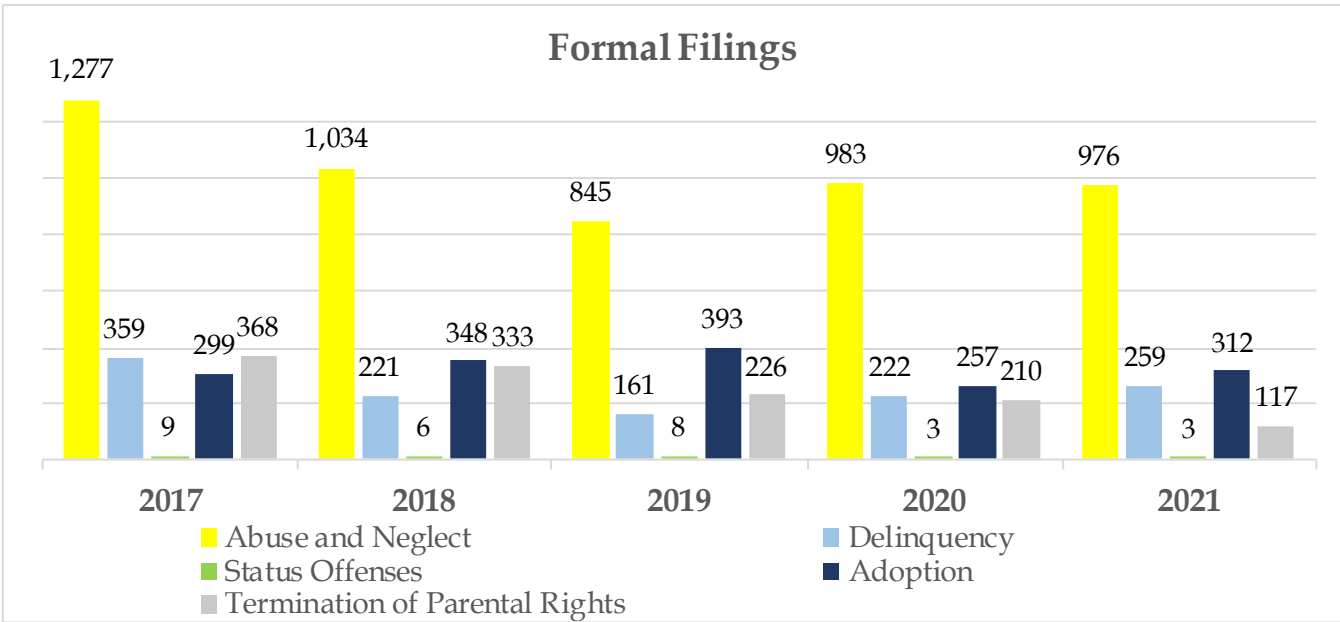
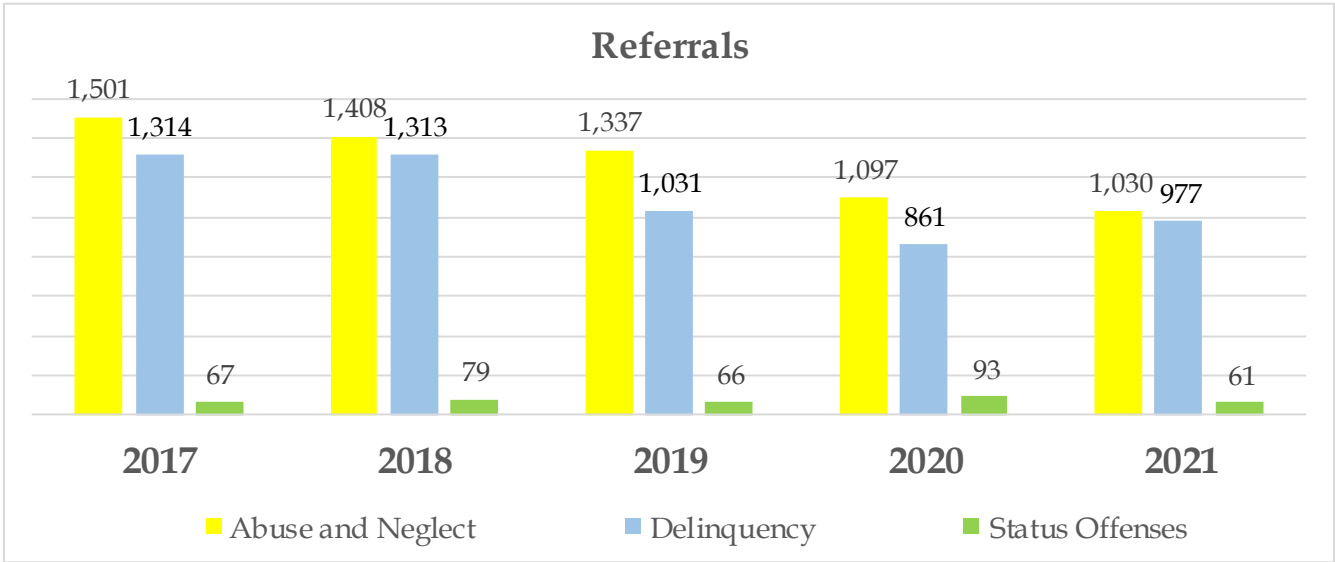
Perhaps the biggest change this year in Family Court operations was the increase in age of jurisdiction to 17, meaning the Court began receiving referrals for youth who were 17 at the time of their offense. As a result, certification case filings increased as some of these older youth came in for offenses that required a certification hearing. More than a third of certification cases filed in 2021 were for 17-year-olds.

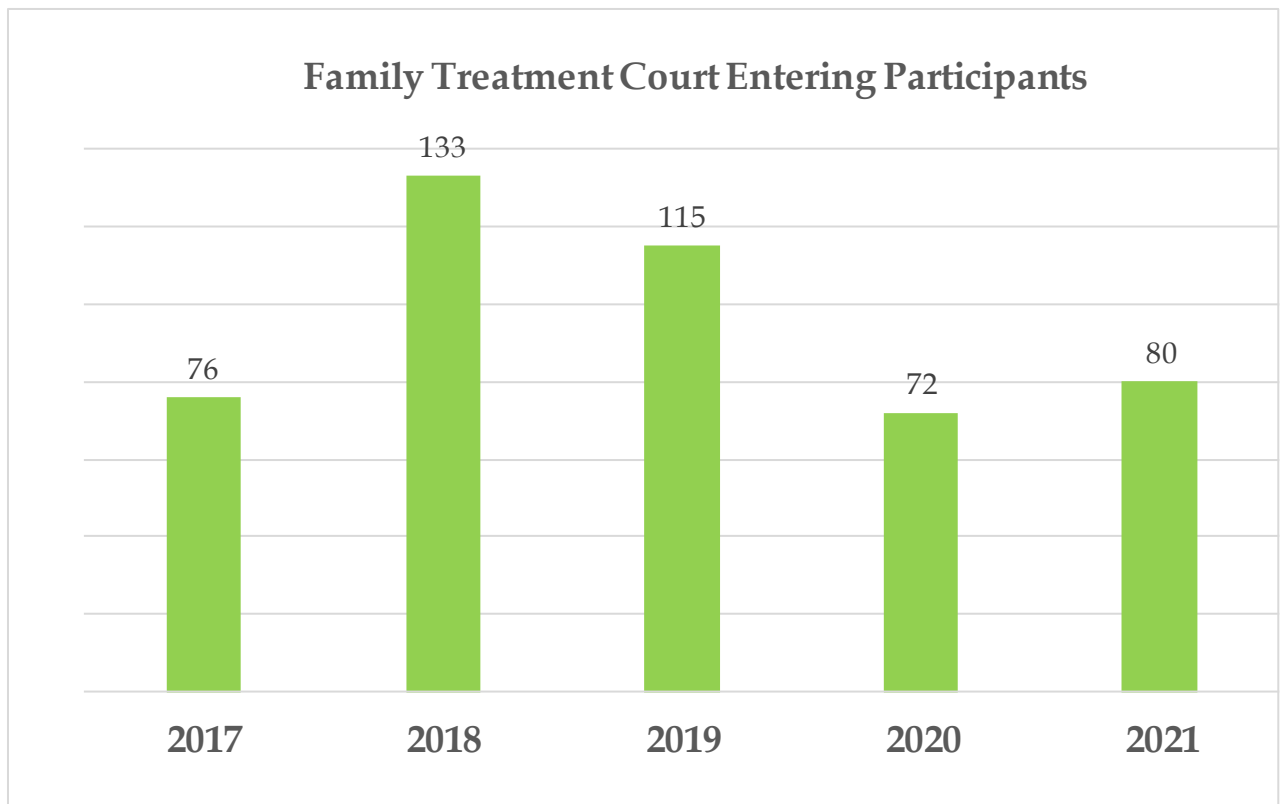
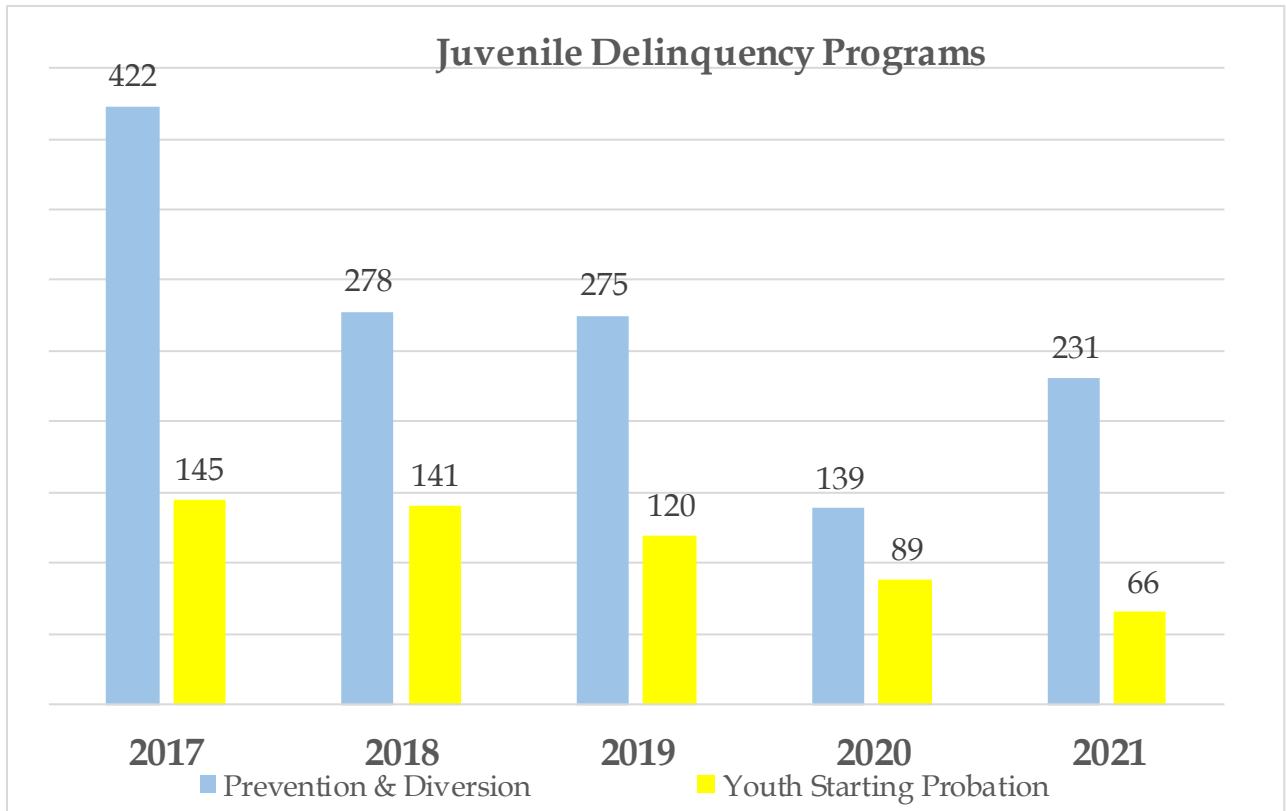
Family Court programs and services fluctuated between virtual and in-person models in 2021.

<b>Family Court</b>	<b>2017</b>	<b>2020</b>	<b>2021</b>	<b>% change (2020-2021)</b>
Referrals Filed	2,882	2,051	2,068	+1%
Abuse and Neglect	1,501	1,097	1,030	-6%
Delinquency	1,314	861	977	+13%
Status Offenses	67	93	61	-34%
Formal Filings by Person (including Motions to Modify)	2,389	1,728	1,742	+1%
Abuse and Neglect	1,277	983	976	-1%
Delinquency	359	222	259	+17%
Status Offenses	9	3	3	0%
Adoptions	299	257	312	+21%
Termination of Parental Rights	368	210	117	-44%
Certifications Filed	48	34	59	+74%
Youth Placed in Residential	29	19	16	+16%
<b>Programs and Services</b>				
Youth Starting Probation	145	89	66	-26%
Family Treatment Court En- tering Participants	76	72	80	+11%
Mediation	403	254	292	+15%
Connections Visits	1,514	639	756	+18%
Parent Awareness Courses	2,893	1,363	1,525	+12%
Prevention & Diversion	422	139	231	+66%

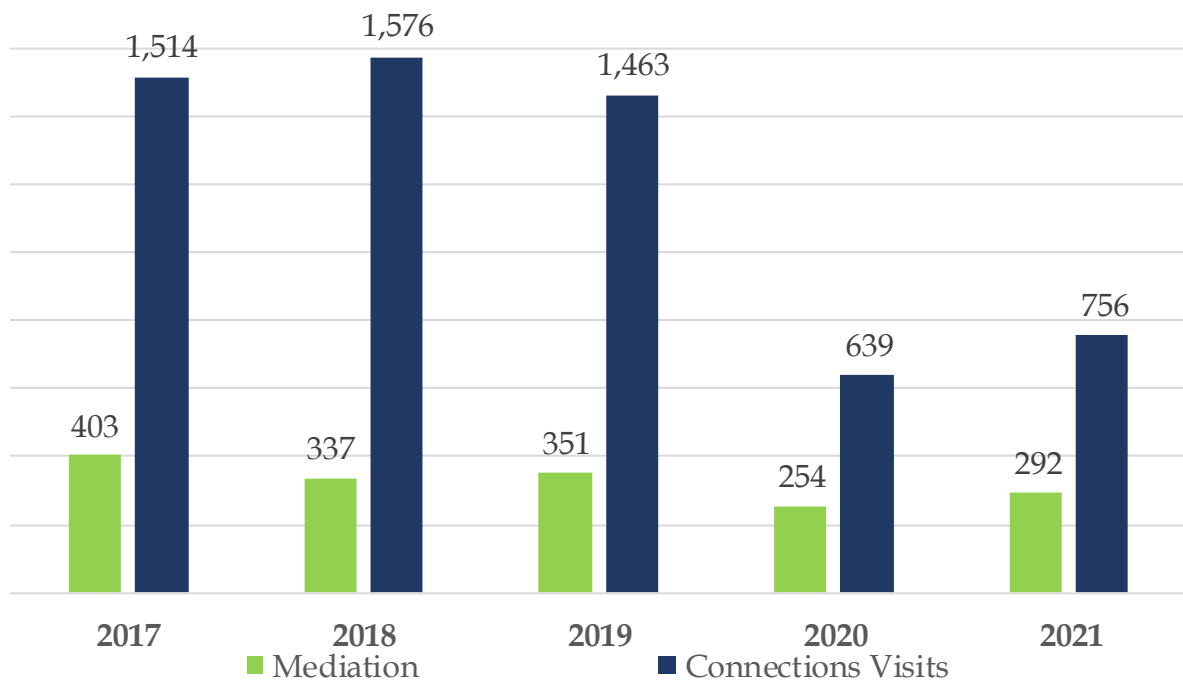
Parent awareness courses reopened for in-person visits at some locations but were not reopened to children. The Connections Program resumed operations, but many clients found other ways of handling supervised visits and monitored exchanges during the pandemic and did not return to using the Court's services. Participation in Prevention & Diversion programs increased substantially from 2020, as calls from the public increased and the Juvenile Assessment Center picked up speed in its second full year of operation. The number of youth on probation and at Hilltop Residential Center continues to decrease as the Court adjudicates fewer and fewer delinquent youth over time.



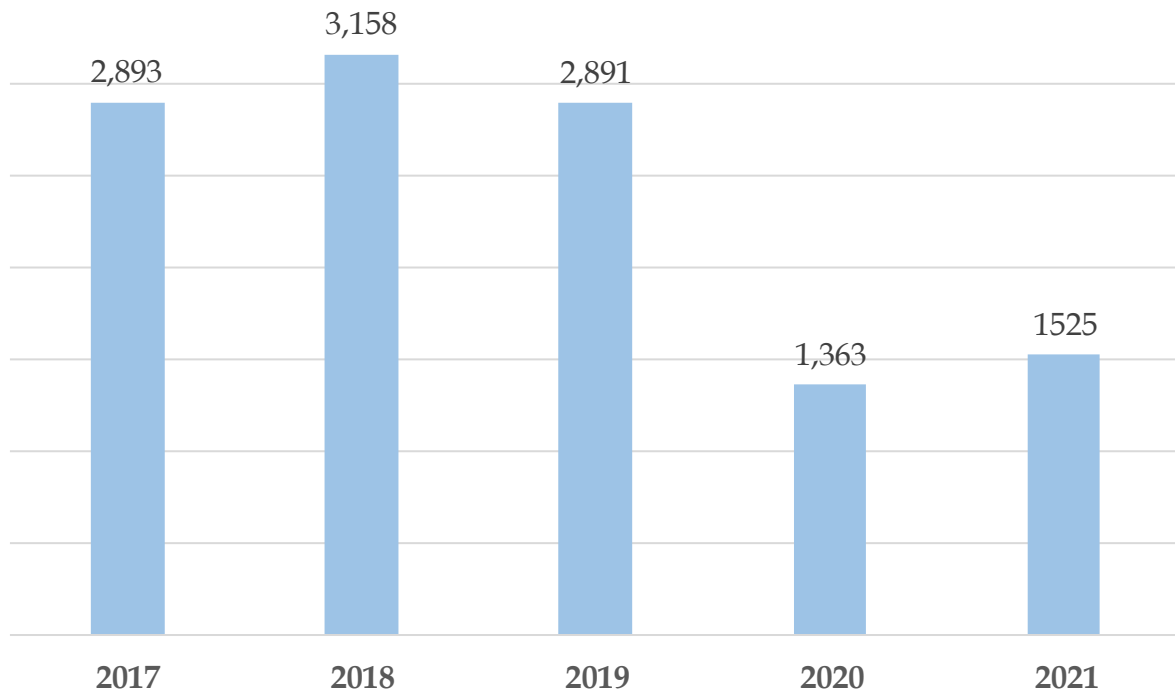




### Family Court Resources Services Programs



### Parent Awareness Courses



## CIVIL PROCESS

Due to COVID-19 restrictions, the 2019 Delinquent Land Tax (DLT) Sale was cancelled for August 2020. As a result, when Civil Process held the DLT Sale in August 2021, additional properties from the previous year carried over, resulting in more parcels sold. This produced more than double the gross revenue generated in 2019. Jackson County Executive Frank White, Jr. also initiated a new extended contract option which allowed qualified homeowners to be removed from the delinquent land tax sale. More parcels might have been sold otherwise.

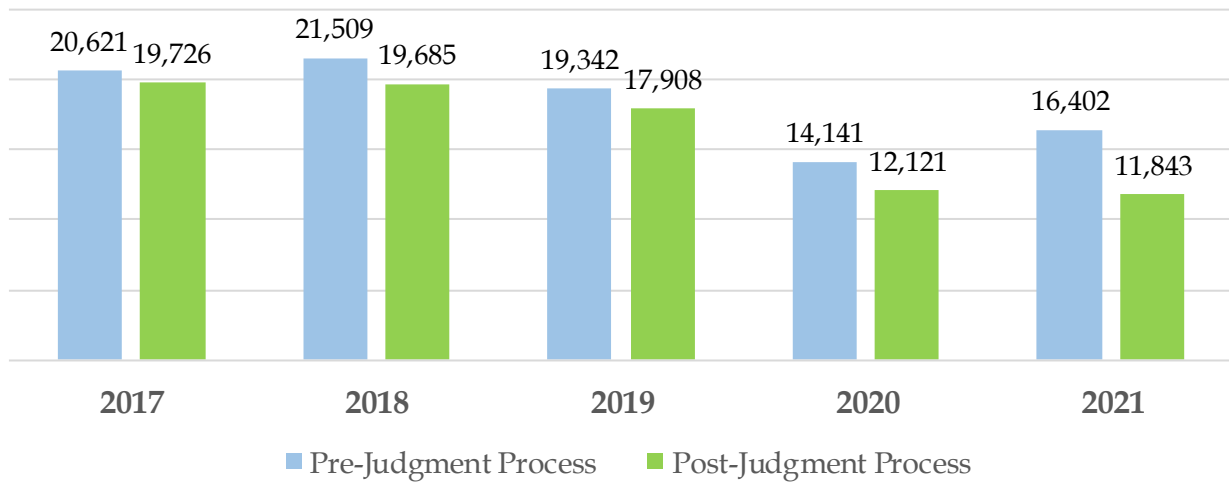
In 2020, the CDC issued a moratorium on evictions that extended into mid-2021. Due to the Delta variant, the CDC subsequently delivered modified restrictions, narrowing the moratorium to communities with high levels of transmission. However, the U.S. Supreme Court later issued an unsigned decision that the CDC exceeded its statutory authority, effectively invalidating this order.

These CDC orders resulted in fewer evictions in 2021, however, the Civil Process Department started to get more requests for evictions after the Supreme Court's ruling. The department was limited in how many of these requests it could fill due to staffing shortages.

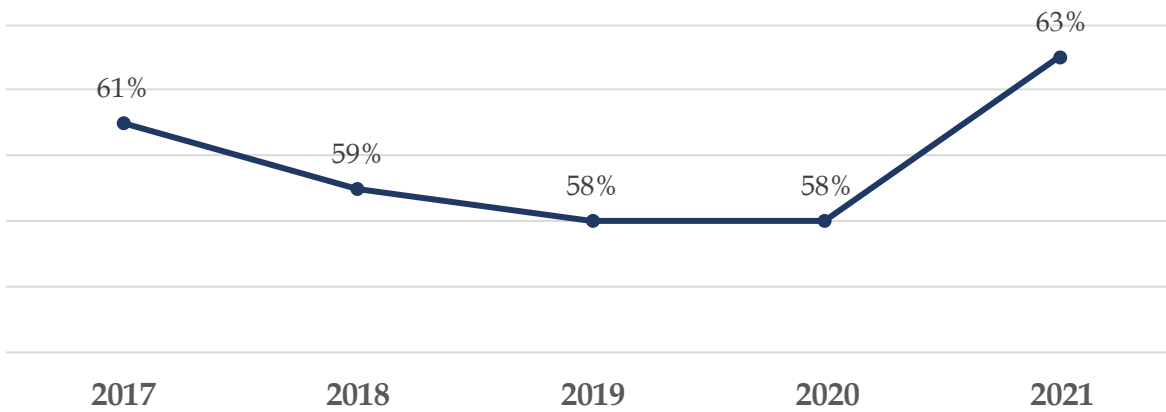
<b>Civil Process</b>	<b>2017</b>	<b>2020</b>	<b>2021</b>	<b>% change (2020-2021)</b>
<b>Pre-Judgment Process</b>				
Number Served	12,548	8,214	10,365	+26%
% Served	61%	58%	63%	+9%
Bad Addresses	3,737	3,486	3,566	+2%
Unable to Contact	4,336	2,441	2,441	0%
<b>Total Pre-Judgement Process</b>	<b>20,621</b>	<b>14,141</b>	<b>16,402</b>	<b>+16%</b>
<b>Post-Judgment Process</b>				
Levies and Garnishments	10,211	6,289	6,767	+8%
Evictions	4,140	2,239	2,239	0%
Attachments and Replevins	130	114	51	-55%
Protective Orders Served	1,429	1,088	1,089	0%
Protective Orders – Unable to Contact	3,816	2,391	2,068	-14%
<b>Total Post-Judgment Process</b>	<b>19,726</b>	<b>12,121</b>	<b>11,843</b>	<b>-2%</b>
<b>Total Papers</b>	<b>41,235</b>	<b>26,262</b>	<b>28,245</b>	<b>+8%</b>
<b>Delinquent Land Tax Sale</b>				
Parcels Offered for Sale	826	0	748	—
Parcels Sold	487	0	531	—
Gross Revenue Generated	\$ 3,149,506	\$ 0	\$ 7,789,803	—

In 2021, the Civil Process department partnered with KCPD and began sending some employees to Crisis Intervention Training, which is the same training first responders receive to prepare them for when they come into contact with persons with mental illness so they can recognize the signs and symptoms of these illnesses and respond effectively and appropriately at times of crisis with the goal of de-escalation and injury reduction.

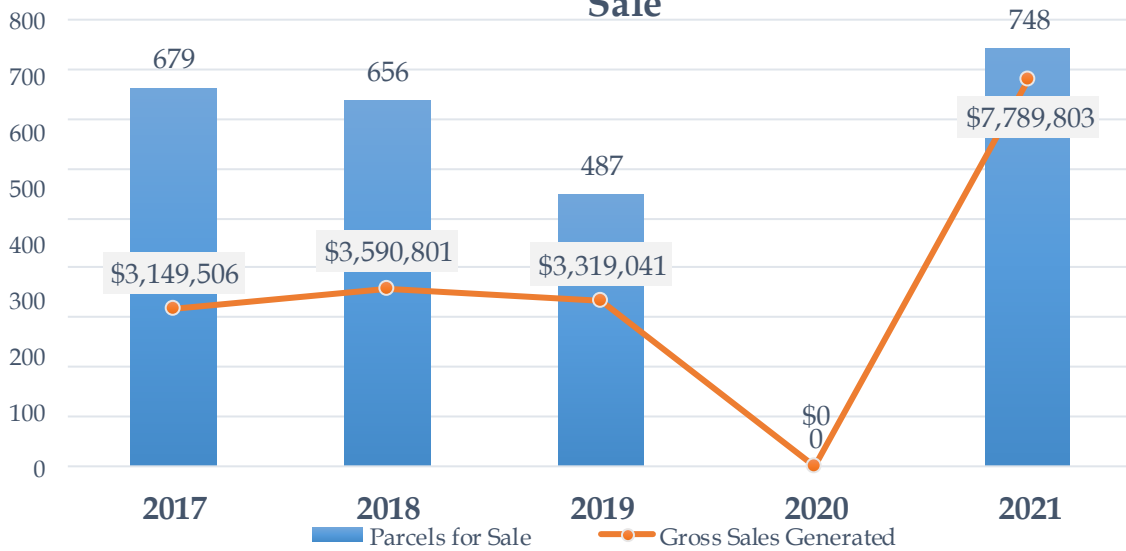
### Civil Process Workloads



### Pre-Judgment Service Returns



### Delinquent Land Tax Gross Sales and Parcels Offered for Sale



## JURY

Due to the COVID-19 pandemic, the Court cancelled jury trials until the week of March 1, 2021 for the Independence location and until March 15, 2021 for Kansas City.

Changes made in 2020 to the jury processes continued through 2021 to ensure the safest possible environment for both jurors and staff. These included texting or emailing COVID exposure surveys to jurors prior to service, asking jurors COVID exposure questions when reporting to the courthouses, and only allowing pre-qualified jurors to serve. This screening process minimized the risk of spreading COVID-19 while also maintaining a pool of the most qualified jurors.

To help with social distancing and to limit the length of time jurors spent in the courthouse, jurors continued to be summoned in two separate groups each day (reporting at 8:00 a.m. and 1:00 p.m.). Capacity in the jury rooms was limited, with jurors seated at least six feet apart. Masks were required to enter the courthouses and jurors' health status was confirmed upon arrival. Voir dire was conducted in the jury assembly rooms to reduce movement throughout the courthouses, and the rooms were professionally sanitized between the morning and afternoon sessions. The Court also took steps to maintain social distancing and regularly sanitized courtroom facilities during the limited number of trials that were held.

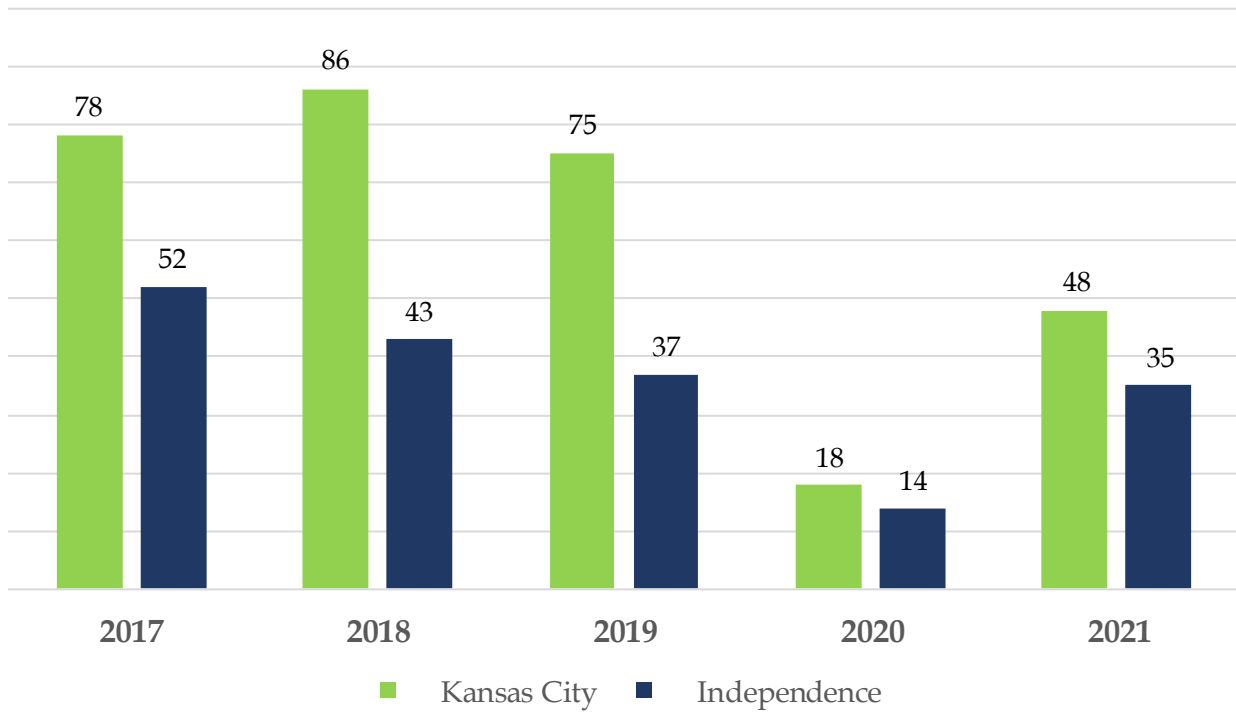
<b>Jury</b>	<b>2017</b>	<b>2020</b>	<b>2021</b>	<b>% change (2020-2021)</b>
<b>Trials</b>	<b>130</b>	<b>33</b>	<b>83</b>	<b>+152%</b>
Civil	60	13	25	+92%
Criminal	70	19	58	+205%
<b>Available Jurors</b>	<b>19,454</b>	<b>4,007</b>	<b>5,070</b>	<b>+27%</b>
Independence	7,460	1,490	2,027	+36%
Kansas City	11,994	2,517	3,043	+21%
<b>Jurors Sent to Divisions</b>	<b>7,867</b>	<b>1,881</b>	<b>4,465</b>	<b>+137%</b>
Independence	2,906	785	1,723	+119%
Kansas City	4,961	1,096	2,724	+149%
Juror Yield	39%	13%	8%	-38%
Percentage Sent for Jury Selection	40%	47%	88%	+87%
Percentage Selected as Jurors	9%	12%	23%	+92%

Given the impact of the COVID-19 pandemic in 2021 and 2020 as well as the Kansas City flood events of 2019, decreases in jury trials compared to previous years are to be expected. In 2021, during the periods that the Court was able to hold jury trials, the Jury Room maintained the capacity for at least two trials per week at each location. However, much of that capacity went unused as only 81 cases were tried between the two locations, which averaged to 2.13 cases per week.

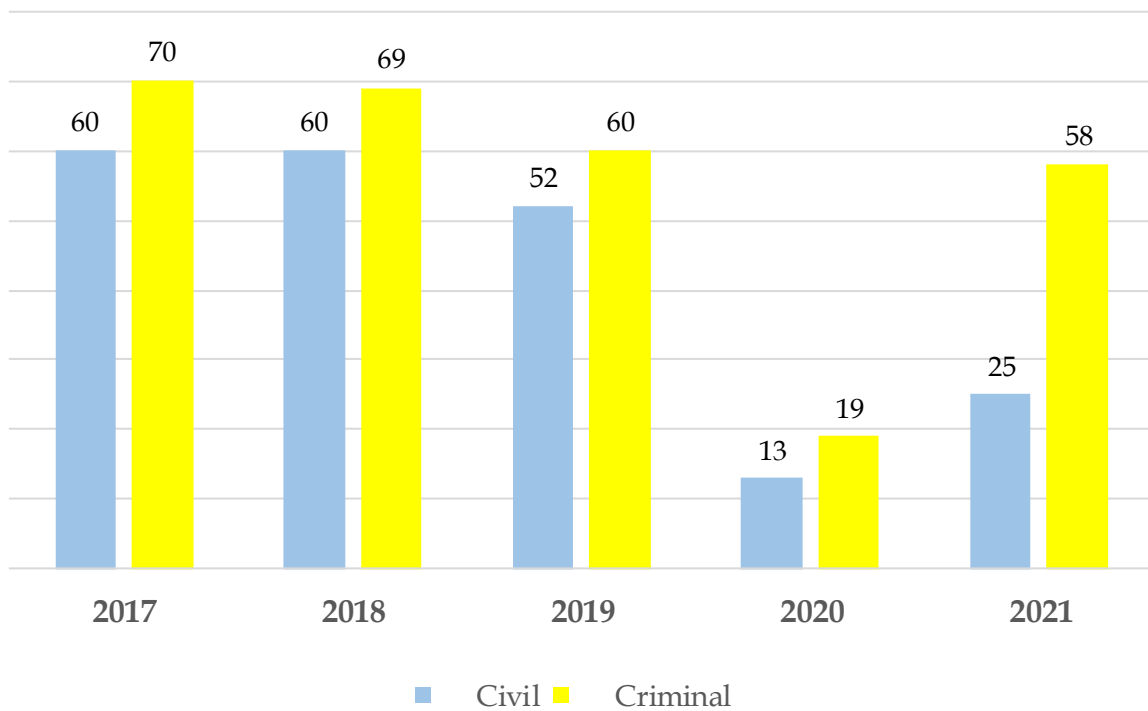
Criminal cases continued to take priority for jury trials, with the majority of the available slots allocated to them. However, the Court also began designating one of the available slots each week to a civil case starting the week of March 29, 2021. As a result, 58 criminal cases and 25 civil cases were tried in 2021.



### Jury Trials by Location



### Jury Trials by Type



<b>Court Information Technology</b>	<b>2017</b>	<b>2020</b>	<b>2021</b>	<b>% change (2020-2021)</b>
<b>Help Desk Tickets Opened</b>	10,681	8,799	8,588	-2%
<b>Project-Related Tickets Opened</b>	1,850	2,642	2,607	-1%
JIS	179	65	46	-29%
EPICOR	102	298	145	-51%
Delinquent Land Tax	96	92	97	+5%
Unclaimed Property	18	12	8	-33%
Mobile Devices	213	148	223	+51%
Operations	392	390	597	+53%
Security	441	593	533	-10%
Network	—	188	150	-20%
Internet/Intranet	—	62	43	-31%
Special Projects	—	716	63	-91%
Other Projects	409	78	647	+729%

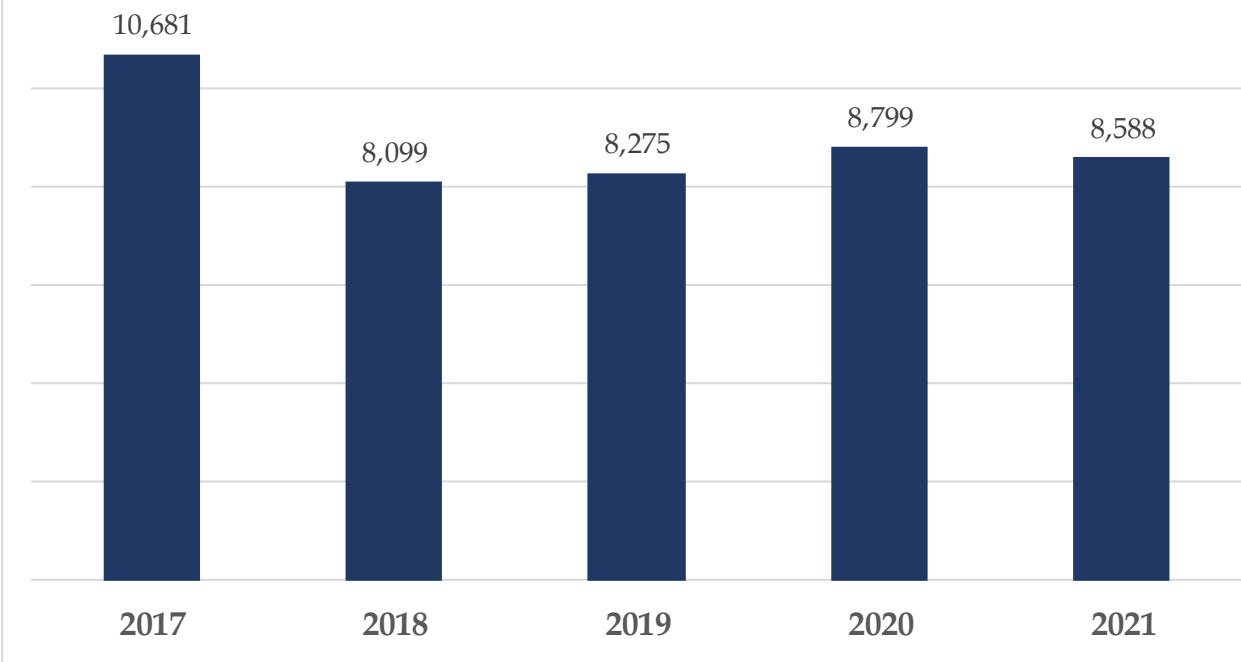
In 2021, there were 11,195 total tickets opened with Court Information Technology (CIT). 8,588 of these were direct “break and fix” help desk tickets, and 2,607 were project-related tickets. These figures are within the usual range over the past 5 years.

Compared to 2020, CIT experienced slight changes in the following areas:

- Special Projects: the number of opened tickets declined by 91% as the Windows 10 upgrade concluded in 2020, and employees returned most devices they checked out to work remotely during the COVID-19 pandemic.
- EPICOR Project: the number of opened tickets returned to its 5-year average after increasing in 2020.
- Mobile Devices Project: the number of opened tickets increased due to the iPhone upgrade program for 2021/2022. Over 100 Circuit Court issued devices have been upgraded to iPhone 11.
- Operations Area: a large-scale replacement/upgrade of Circuit Court and Family Court PCs and laptops increased the number of tickets opened.
- Other Projects: eWarrants, HCL Notes, Jackson County Reports, Electronic Filing (eStamps) added 472 opened tickets.
- Security area: numbers are still high for the second consecutive year but have declined from 2020.

Another point of interest is the Online Requisition Project that started in 2020. There were 175 tickets opened in 2021.

### Help Desk Tickets Opened



### Project-Related Tickets 2021

